

**Kalitede
Zirveyi Görün.**
See the Peak in Quality.



2022
ÜRÜN KATALOĞU
Product Catalogue

www.asillerasansor.com







Sertifikalar / Certificates






İçindekiler | Contents

- 07 ▶ Hakkımızda
About Us
- 10 ▶ Otomatik Kapılar
Automatic Doors
- 18 ▶ Kabinler
Cabins
- 40 ▶ Laminant Kaplama - Dekoratif Paslanmaz
Laminate Coating - Decostyle Stainless
- 42 ▶ Taban Seçenekleri - Tavan Seçenekleri
Floor Options - Ceiling Options
- 44 ▶ Cam Kaplama
Lamine Glass
- 46 ▶ Panoramik Kabin - Yürüyen Merdivenler
Panoramic Cabins - Escalator
- 48 ▶ Ev Asansörleri - Sedye & Yük Asansörü
Home Lift - Hospital & Goods Elevator
- 50 ▶ Servis Asansörü - Araç Asansörü
Dumbwaiter Elevator - Car Elevator
- 52 ▶ Engelli Platformu
Platform for Disabled
- 54 ▶ Makine Motor
Machine Motors
- 56 ▶ Butonlar
Buttons
- 58 ▶ Kumanda Panoları
Control Panels
- 60 ▶ Kat Kapıları
Floor Doors
- 62 ▶ Asansör Ekipmanları
Elevator Equipments







Hakkımızda

Kaliteli üretim, güvenilir çözümler ve rekabetçi seçenekler ile yaşam alanlarınıza değer katıyoruz. Çünkü biz, “Güvenin Adresiyiz!”

Asansör sektöründe ‘Asil Çözümler’ ortaya çıkarmayı hedefleyen kurucularımızın azmi ile yaklaşık xxx yıl önce sektöre adım attık.

Güveni temel alan kusursuz ürünleri mükemmel tasarımlar ile buluşturan ve üretme ideallerini daima zirveye taşıyan kurumsal bir marka olmayı başardık.

‘Asil Çözümler’ anlayışı ile üretime başladığımız 5000 m2 kapalı alana sahip son teknoloji ile donatılmış üretim tesislerimizde yenilikçi bakış açımız ile yılda 2000 asansör kabini ve 15000 asansör kapısı üretme idealimize ulaştık.

İnovasyonu ön planda tutan yönetim anlayışımız, deneyimli personelimiz ve lazer, punch, kaynak robotu, montaj hattı ve boyahane ile üretimi en yüksek standartlara taşımayı başardık.

Asansör kabin üretimi ve Nobledoors markası ile kapı üretiminde, buton, kumanda panosu, asansör motoru ve tüm asansör bileşenleri satışımızla ulusal pazarda yakaladığımız başarıyı Nobledoors ve Asiller asansör markası ile uluslararası pazarlara taşıdık.

Sürdürülebilir başarıyı farklı alanlarda hizmet sunmaya bağlayan bakış açımız ile asansör componentleri satışımızla asansör sektörünün paydaşlarına değer kattık.

Yerli sermayenin gücünü arttırmayı, teknolojik gelişimleri yakından takip ederek üretimde verimliliği yakalamayı ve kaynakların israfını önleyerek Türkiye'nin büyüyen markaları arasında yer alma ideali ile sektörde “Güvenin Adresi” olmanın temellerini attık.

Gücünü yenilikçi çalışmaları ve dinamik yönetim anlayışından alan bir marka olmanın ayrıcalıkları ile yürüttüğümüz Ar-Ge çalışmalarında Türkiye'nin uluslararası pazarlarda en iyi şekilde temsil edilmesinde rol oynadık.

Dünyanın farklı coğrafyalarında “Asil Çözümler” ile asansör ihtiyacına cevap vermek isteyen iş ortaklarımızın yanında olmayı başardık. İhracat kapasitemizi her geçen gün bir seviye yukarı taşıyarak Türkiye'nin ekonomik kalkınma hamlesinde pay sahibi olduk.

Farklı pazarlarda başarıyla hizmet sunma ve “Güvenin Adresi” olma başarısını ulusal ve uluslararası belgelerimiz ile yakaladık. TSE, ISO 9001, CE belgesi ve AB Uygunluk Sertifikaları çerçevesinde ürettiğimiz bütün ürünlerin dünya sathına yayılmasını sağladık.

İşini daima aşkla yapan asansörde “Asil Çözümler” üreten ve Güvenin Adresi sloganı ile yanınızda olmayı hedefleyen Asil Asansör olarak size kalite, yüksek performans ve rekabetçi çözümler sunmayı en büyük arzumuz kabul ediyoruz.



About Us

We add value to your living spaces through high-quality production, reliable solutions and competitive options. Because we are the “Address of Trust!”

We stepped into the industry about 11 years ago with the determination of our founders, who aim to create ‘Noble (Asil) Solutions’ in the elevator industry.

We have succeeded in becoming a corporate brand that brings together flawless products based on trust with perfect designs and always carries the ideals of production to the top.

We have achieved our ideal by producing 1200 elevator cabins and 30000 elevator doors per year through our innovative perspective in our production facilities equipped with the latest technology with a 5000 m2 closed area, where we started production with the understanding of ‘Noble Ascil Solutions’.

We have succeeded in carrying the production to the highest standards with our management approach prioritizing innovation, our experienced staff and laser, punch, welding robot, assembly line and paint shop units.

We carried the success we achieved in the national market by selling buttons, control panels, elevator motors and all elevator components while we produce elevator cabins and doors under the Nobledoor brand, to international markets with the Nobledoor and Asiller elevator brands.

We have added value to the stakeholders of the elevator industry by selling elevator components and through our perspective connecting sustainable success to providing services in different areas.

We laid the foundations of becoming the “Address of Trust” in the sector with the ideal of increasing the power of domestic capital, closely keeping up with technological developments, achieving efficiency in production, preventing waste of resources, and being among the growing brands of Turkey.

With the privileges of being a brand that draws its strength from its innovative activities and dynamic management approach, in our R&D activities, we have played a role in the best representation of Turkey in international markets.

We have succeeded in standing by our business partners who want to meet their elevator needs with “Noble Solutions” from different geographies of the world. We have had a share in Turkey’s economic development by increasing our export capacity one level every day.

We have achieved successfully serving in different markets and being the “Address of Trust” with our national and international certifications. We have ensured that all the products we produce within the framework of TSE, ISO 9001, CE certificate and EU Conformity Certificates are spread all over the world.

As Asiller Elevator, producing “Noble Solutions” for elevators, always doing its job with love and aiming to be with you through the slogan the Address of Confidence, we consider it our greatest desire to offer you high-quality, high-performance and competitive solutions.

www.asillerasensor.com



*Yükselen mimarilerin
Towering architectures*



*Gelişen teknolojisini
Developing technology*


 **NOBLEDOOR**
Automatic Door Systems



Üretiyoruz...
We produce...

2 PANEL TELESKOPIK OPERATÖR 2 PANEL TELESCOPIC CAR DOOR

TLS189 OPERATÖR



TEKNİK ÖZELLİKLER

- Giriş Besleme Voltajı: 220 VAC \pm %10
- Besleme Koruması: Sigorta Korumalı (2 A)
- Standart Arayüz: 2 Satır 16 Karakter LCD Ekran 4-lü Buton Takımı Opsiyonel Harici LCD Ara yüzü
- Boyutlar (mm): Kutusuz; 275 x 105 x 21 - Kutulu; 310 x 112,6 x 30 (En x Boy x Yükseklik)
- Motor Gerilimi: 220 VAC
- Dil Seçenekleri: Türkçe ve İngilizce
- Sesli İkaz: Buzzer ile
- Motor Çıkış Gücü: Maks. 200W
- Motor Çıkış Akımı: 0,65 A (Nominal)
- Motor Kontrol Şekli: Vektör Kontrol
- Motor Koruması: Aşırı Yük ve Kısa Devre Korumalı
- Enkoder Tipi: 3 kanal İnkremental (Artımlı) Enkoder
- Enkoder Voltajı: 5 VDC
- Çözünürlüğü: 100-2048 pals Arasında Herhangi Bir Model
- Kapı Geniřlięi: 50 - 300 cm
- Kapı Açma - Kapama Hızı: 20 cm/sn — 99 cm/sn
- Kapı Açma - Kapama Hızı (Yavaş): 5 cm/sn — 30 cm/sn

GENERAL FEATURES

- Input Supply Voltage: 220 VAC \pm %10
- Feed Protection: Fuse Protected (2A)
- Standard Interface: 2 Rows, 16 Character LCD Screen, 4-Button Set, Optional External LCD Interface
- Dimensions (mm): Without Box: 275 x 105 x 21 - Box: 310 x 112,6 x 30 (W x L x H)
- Motor Voltage: 220 VAC
- Language Options: Turkish and English
- Audible Warning: With the Buzzer
- Engine Type: Max. 200W
- Engine Output Power: 0,65 A (Nominal)
- Motor Control Shape: Vector Control
- Engine Protection: Overloading and Short Circuit Protection
- Encoder Type: 3 Channel Incremental Encoder
- Encoder Voltage: 5 VDC
- Resolution: 100-2048 pals Model
- Door Width: 50 - 300 cm
- Door Speed: 20 cm/sn — 99 cm/sn
- Door Speed (Slow): 5 cm/sn — 30 cm/sn

FONKSİYONLAR

- Kapı tam açıldı / tam kapandı
- Kapı sıkıştı veya fotosel aktif çıkışı
- Röle kontak çıkışı Maks. 3A, 250VAC veya 30VDC için
- Kapı aç sinyali / kapa sinyali
- Yavaş sinyali / hızlı sinyali
- Fotosel sinyali
- Katta sinyali
- KM-30S kapı kartı, yangın asansörü kapılarında kullanıma uygundur
- Yavaş hız sinyal giriři ile uzun süreli fotosel kesmelerinde fotosel sinyali bloke edilerek kapıların yavaş hızda kapatılması sağlanır (Nudging modu)
- Normal çalışmada kapı hızı, kapı pozisyonu ve çalışma durumu, hata durumunda ise ilgili hata ekranda gösterilir

FUNCTIONS

- Door fully open / fully closed
- Door jam or photocell active output
- Relay contact output. For 3A, 250VAC or 30VDC
- Door open / close signal
- Slow signal / fast signal
- Photocell signal
- Ground signal
- KM-30S door card is suitable for use on fire lift doors
- With slow speed signal input, the photocell signal is blocked in long time photocell cutting and the doors are closed at slow speed (Nudging mode)
- Door speed, door position and operating status in normal operation, and error in case of normal operation



2 PANEL TELESKOPIK OPERATÖR 2 PANEL TELESCOPIC CAR DOOR

TLS188 OPERATÖR



TEKNİK ÖZELLİKLER

- Limit swicshsiz DC-PWM sürücü
- 220 V AC Besleme Gerilimi
- 24 V DC Fırçalı Motor
- Çift Kanallı (A,B) 100 ppr encoder
- Net giriş ölçüsü (700mm ~ 2000mm)

TECNICAL SPECIFICATIONS

- DC-PWM driver without limit switch
- 220 V AC Supply voltage
- 24 V DC Brushed Motor
- Double channel (A,B) 100 ppr encoder
- Clear opening dimension (700mm ~2000 mm)

Çok yönlü mekanik ayarlar

- Pratik montaj
- Üç eksen de panel ayarı
- Net giriş ölçü ayarı

Multiple mechanic settings

- Pratical assembly
- Panel adjustment in 3 axes
- Adjustability of clear opening

Çok yönlü elektronik ayarlar

- Boyut, uzunluk ve hız parametreleri
- Açma ve kapama yönünde ayrı ayrı ayarlanabilen kapı gücü
- Komut sinyallerindeki çeşitliliğe (24 VDC - 220 VAC) uyumluluk
- Tek sinyal (kapama sinyali) ile çalışabilme

Multiple electronic settings

- Size / Lenght and Velocity parameters
- Door power that can be adjusted separately on opening and closing directions
- Compatibility with variation of open / close command signals (24 VDC - 220 VAC)
- Ability to operate with single (close) signal

Genel özellikler


- Yıllık açma kapama sayısı; 800.000
- Yüksek trafikli konutlar, oteller, rezidanslar, kamu kurumları, hastaneler, AVM'ler, plazalar

General specification

- The number of opening / closing cycles per year 800.000
- High traffic building, hotels, residencies, public places, hospitals, shopping centers, plazas

2 PANEL TELESKOPIK KAT KAPISI 2 PANEL TELESCOPIC LADING DOOR

TLS300



TEKNİK ÖZELLİKLER

- CE Belgeli kilit sistemi
- Modüler satış ve montaj seçeneği
- EN 81-58'e göre Merkezi 2 panel

TECNICAL SPECIFICATIONS

- CE certificated locking system
- Modular sales and assembly option
- Central 2 Panel in accordance with EN 81-58 Norms

Çok yönlü mekanik ayarlar

- Üç eksen de panel ayarı
- Kilit Pozisyon ayarı
- Yay sertlik ayarı
- Mekanizma pozisyon ayarı

Multiple mechanic adjustments

- Panel adjustment in 3 axes
- Lock position adjustment
- Spring stiffness adjustment

3 PANEL TELESKOPIK KAT KAPISI 3 PANEL TELESCAPIC LADING DOOR TLS300



TEKNİK ÖZELLİKLER

- Sağa veya Sola Toplayabilme özelliği
- CE Belgeli kilit sistemi
- Modüler satış ve montaj seçeneği
- EN 81-58'e göre Teleskopik 3 panel

TECNICAL SPECIFICATIONS

- Ability to collecting Left or right
- CE cetificated locking system
- Moduler sales and assembly option
- Telescopic 3 Panel in accordance with EN 81-58 Norms


Çok yönlü mekanik ayarlar

- Üç eksende panel ayarı
- Kilit Pozisyon ayarı
- Yay sertlik ayarı
- Mekanizma pozisyon ayarı

Multiple mechanic adjustments

- Panel adjustment in 3 axes
- Lock position adjustment
- Spring stiffness adjustment
- Mechanism Position adjustment

3 PANEL TELESKOPIK KAT KAPISI 3 PANEL TELESCAPIC LADING DOOR TLS300



TEKNİK ÖZELLİKLER

- Sağa veya Sola Toplayabilme özelliği
- CE Belgeli kilit sistemi
- Modüler satış ve montaj seçeneği
- EN 81-58'e göre Teleskopik 3 panel

TECNICAL SPECIFICATIONS

- Ability to collecting Left or right
- CE cetificated locking system
- Moduler sales and assembly option
- Telescopic 3 Panel in accordance with EN 81-58 Norms

Çok yönlü mekanik ayarlar

- Üç eksende panel ayarı
- Kilit Pozisyon ayarı
- Yay sertlik ayarı
- Mekanizma pozisyon ayarı


Multiple mechanic adjustments

- Panel adjustment in 3 axes
- Lock position adjustment
- Spring stiffness adjustment
- Mechanism Position adjustment



2 PANEL MERKEZİ OPERATÖR 2 PANEL CENTRAL CAR DOOR

MKZ188 OPERATÖR



TEKNİK ÖZELLİKLER

- Limit swicshsiz DC-PWM sürücü
- 220 V AC Besleme Gerilimi
- 24 V DC Fırçalı Motor
- Çift Kanallı (A,B) 100 ppr encoder
- Net giriş ölçüsü (700mm ~ 2000mm)

TECNICAL SPECIFICATIONS

- DC-PWM driver without limit swich
- 220 V AC Supply voltage
- 24 V DC Brushed Motor
- Double channel (A,B) 100 ppr encoder
- Clear opening dimension (700mm ~2000 mm)

Çok yönlü mekanik ayarlar

- Pratik montaj
- Üç eksenle panel ayarı
- Net giriş ölçü ayarı

Multiple mechanic settings

- Pratical assembly
- Panel adjustment in 3 axes
- Adjustability of clear opening

Çok yönlü elektronik ayarlar

- Boyut, uzunluk ve hız parametreleri
- Açma ve kapama yönünde ayrı ayrı ayarlanabilen kapı gücü
- Komut sinyallerindeki çeşitliliğe (24 VDC - 220 VAC) uyumluluk
- Tek sinyal (kapama sinyali) ile çalışabilme

Multiple electronic settings

- Size / Lenght and Velocity parameters
- Door power that can be adjusted separately on opening and closing directions
- Compatibility with variation of open / close command signals (24 VDC - 220 VAC)
- Ability to operate with single (close) signal

Genel özellikler

- Yıllık açma kapama sayısı; 800.000
- Yüksek trafikli konutlar, oteller, rezidanslar, kamu kurumları, hastaneler, AVM'ler, plazalar

General specification

- The number of opening / closing cycles per year 800.000
- High traffic building, hotels, residencies, public places, hospitals, shopping centers, plazas

2 PANEL MERKEZİ KAT KAPISI 2 PANEL CENTRAL LADING DOOR

MKZ188



TEKNİK ÖZELLİKLER

- CE Belgeli kilit sistemi
- Modüler satış ve montaj seçeneği
- EN 81-58'e göre Merkezi 2 panel

TECNICAL SPECIFICATIONS

- CE cetificated locking system
- Moduler sales and assembly option
- Central 2 Panel in accordance with EN 81-58 Norms




Çok yönlü mekanik ayarlar

- Üç eksenle panel ayarı
- Kilit Pozisyon ayarı
- Yay sertlik ayarı
- Mekanizma pozisyon ayarı

Multiple mechanic adjustments

- Panel adjustment in 3 axes
- Lock position adjustment
- Spring stiffness adjustment

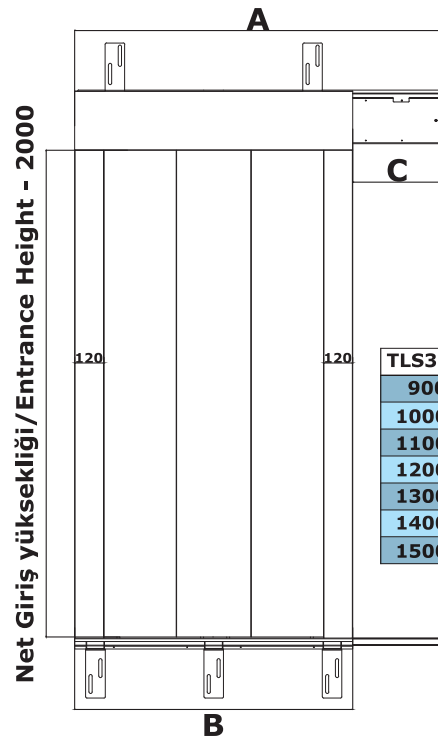
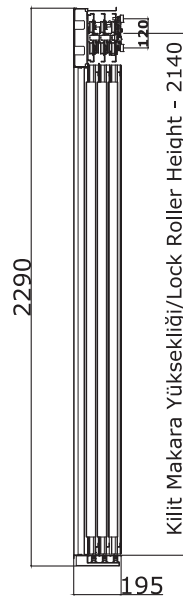

TLS188



2 PANEL TELESKOPIK

TLS188	A	B	C
700	1215	940	275
800	1365	1040	325
900	1515	1140	375
1000	1665	1240	425
1100	1815	1340	475
1200	1965	1440	525
1300	2115	1540	575

TLS300

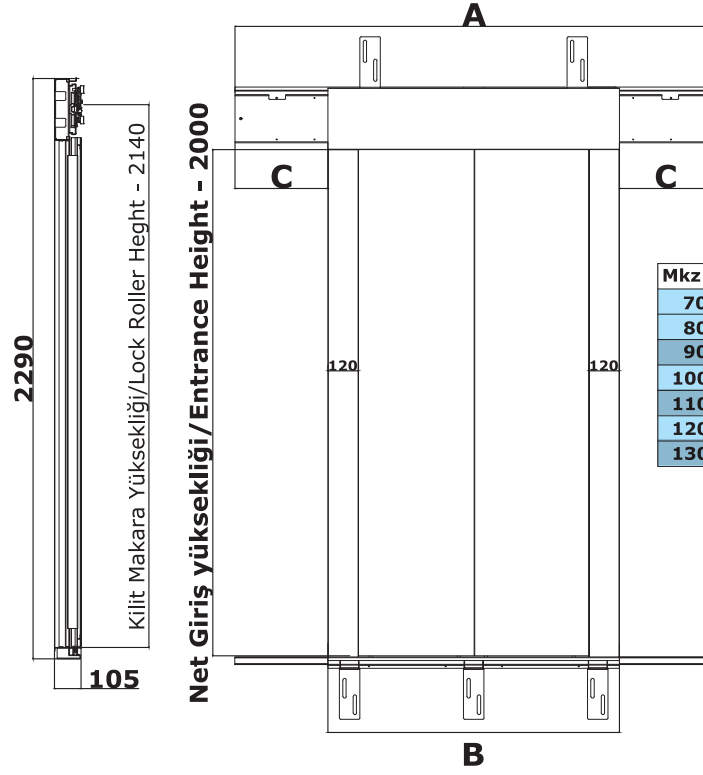


3 PANEL TELESKOPIK

TLS300	A	B	C
900	1365	1140	225
1000	1495	1240	255
1100	1630	1340	290
1200	1765	1440	325
1300	1895	1540	355
1400	2030	1640	390
1500	2165	1740	425



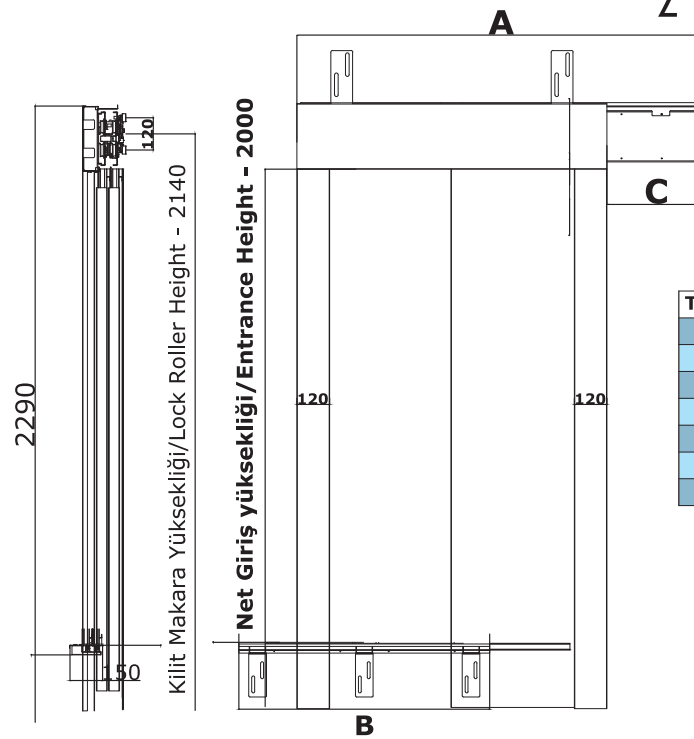

MKZ188



2 PANEL MERKEZİ

Mkz188	A	B	C
700	1520	940	290
800	1720	1040	340
900	1920	1140	390
1000	2120	1240	440
1100	2320	1340	490
1200	2520	1440	540
1300	2720	1540	590

TLS189



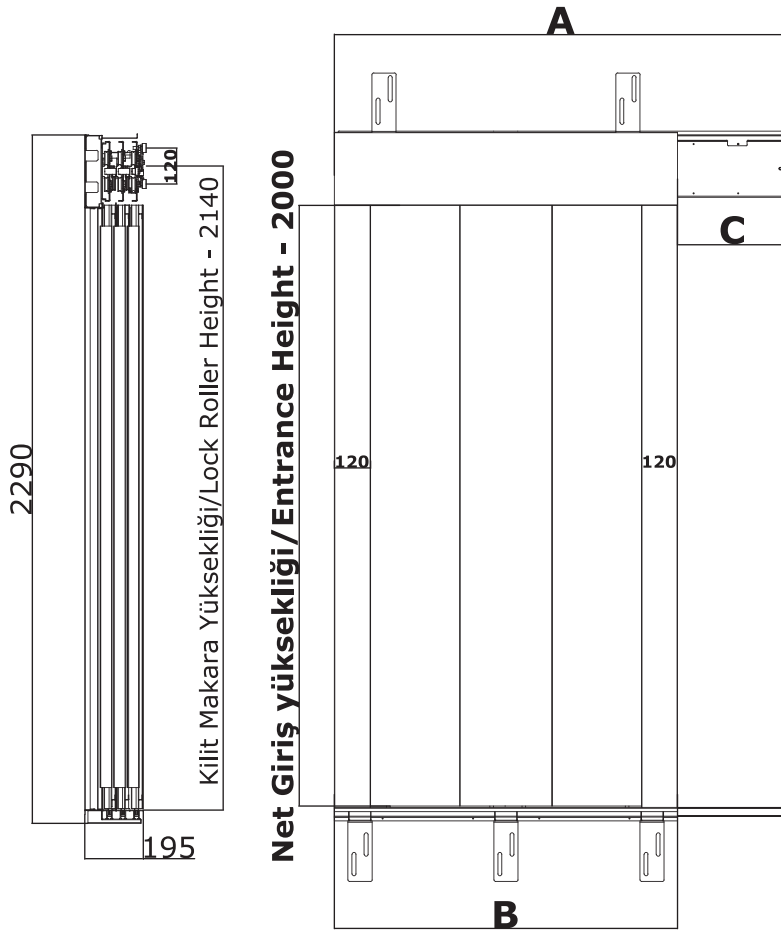
2 PANEL TELESKOPIK

TLS188	A	B	C
700	1215	940	275
800	1365	1040	325
900	1515	1140	375
1000	1665	1240	425
1100	1815	1340	475
1200	1965	1440	525
1300	2115	1540	575

CAMLI 3 PANEL KAT KAPISI

TLS300	A	B	C
900	1365	1140	225
1000	1495	1240	255
1100	1630	1340	290
1200	1765	1440	325
1300	1895	1540	355
1400	2030	1640	390
1500	2165	1740	425

700 mm, 800 mm ve 900 mm olarak 2 panel ve 3 panel olarak üretilmektedir.





70 X 65 cm
75 X 70 cm
80 X 75 cm
85 X 80 cm
90 X 85 cm

Gramer Kapı (iç Güvenlik Kapısı)
Gramer Door (Internal Security Door)



GRAMER KAPI

İÇ GÜVENLİK KAPISI *Internal Security Door*

1. Sınıf a1 dkp 1.5 mm saç ve paslanmaz malzemeden imal edilmektedir
Ses ve titreşime karşı desteklenmiştir
Elektrik kesintisinde 12 vds voltaj akü takviyesiyle kapı otomatik olarak
Açılabilmektedir ve fiziksel bir engelde otomatik geri açılabilme özelliğine de sahiptir.
Programlanabilir micro işlemcili kart kullanılmaktadır.
Uluslararası standartlara uygun imal edilmektedir.
Panel boyları 200 cm' dir.

*Being produced with first class a1 dkb 1.5 mm metal sheet and stainless material
Supported against sound and vibration.
Door could be open automaticly in any power cut with the support of 12 vds
voltage battery and has a automaticly back opening property in any physical fence.
Programmable micro-processor card is used.
Being produced according to international standards.
Length of the panel is 200 cm.*


Kabin | Cabin
ASL1100

TAVAN | CEILING



AT-23

KAPLAMA | COATING



ASLCMK-76

ZEMİN | FLOOR



ASLCT-13



ÖZELLİKLER


- Aksesuar Ayna Paslanmaz
- Yan Duvarlar 1 mm galvanizli sac
- Tabanlar 2 mm siyah sac
- Lazer Tavan
- Tam Boy Ayna
- Kolay Takılabilir küpeşte
- Aydınlatma ve havalandırma bağlantıları
- Doğal granit, ithal pvc, ithal granit, tarot mineflo tabanlar
- Tercihe bağlı sandık ambalaj
- Titreşimi önleyen özel bükümler ve takozlar

PROPERTIES

- Accessories mirror stainless steel
- The side wall of cabinet 1 mm stell sheet
- Floors 2mm stell sheet
- Laser ceiling
- Full-lentgh mirror
- Flexible luxury accessories
- Lighting and ventilation systems
- Natural granite flooring
- Optional special packaging
- Special equipment to prevent vibration

Kabin | Cabin
ASL1110

TAVAN | CEILING



AT-18

KAPLAMA | COATING



ASLCMK-71

ZEMİN | FLOOR



ASLCT-12

ÖZELLİKLER


- Aksesuar Ayna Paslanmaz
- Yan Duvarlar 1 mm galvanizli sac
- Tabanlar 2 mm siyah sac
- Lazer Tavan
- Tam Boy Ayna
- Kolay Takılabilir küpeşte
- Aydınlatma ve havalandırma bağlantıları
- Doğal granit, ithal pvc, ithal granit, tarot mineflo tabanlar
- Tercihe bağlı sandık ambalaj
- Titreşimi önleyen özel bükümler ve takozlar

PROPERTIES

- Accessories mirror stainless steel
- The side wall of cabinet 1 mm stell sheet
- Floors 2mm stell sheet
- Lazer ceiling
- Full-lentgh mirror
- Flexible luxury accessories
- Lighting and ventilation systems
- Natural granite flooring
- Optional special packaging
- Special equipment to prevent vibration

Kabin | Cabin
ASL1120

TAVAN | CEILING



AT-18

KAPLAMA | COATING



ASLCMK-73

ZEMİN | FLOOR



ASLCT-14



ÖZELLİKLER

- Aksesuar Ayna Paslanmaz
- Yan Duvarlar 1 mm galvanizli sac
- Tabanlar 2 mm siyah sac
- Lazer Tavan
- Tam Boy Ayna
- Kolay Takılabilir küpeşte
- Aydınlatma ve havalandırma bağlantıları
- Doğal granit, ithal pvc, ithal granit, tarot mineflo tabanlar
- Tercihe bağlı sandık ambalaj
- Titreşimi önleyen özel bükümler ve takozlar

PROPERTIES

- Accessories mirror stainless steel
- The side wall of cabinet 1 mm stell sheet
- Floors 2mm stell sheet
- Laser ceiling
- Full-lentgh mirror
- Flexible luxury accessories
- Lighting and ventilation systems
- Natural granite flooring
- Optional special packaging
- Special equipment to prevent vibration


Kabin | Cabin
ASL1130

TAVAN | CEILING



AT-28

KAPLAMA | COATING



ASLCMK-75

ZEMİN | FLOOR



PVC ES-5

ÖZELLİKLER

- Aksesuar Ayna Paslanmaz
- Yan Duvarlar 1 mm galvanizli sac
- Tabanlar 2 mm siyah sac
- Lazer Tavan
- Tam Boy Ayna
- Kolay Takılabilir küpeşte
- Aydınlatma ve havalandırma bağlantıları
- Doğal granit, ithal pvc, ithal granit, tarot mineflo tabanlar
- Tercihe bağlı sandık ambalaj
- Titreşimi önleyen özel bükümler ve takozlar

PROPERTIES

- Accessories mirror stainless steel
- The side wall of cabinet 1 mm stell sheet
- Floors 2mm stell sheet
- Laser ceiling
- Full-lentgh mirror
- Flexible luxury accessories
- Lighting and ventilation systems
- Natural granite flooring
- Optional special packaging
- Special equipment to prevent vibration

Kabin | Cabin
ASL1160

TAVAN | CEILING



AT-11

KAPLAMA | COATING



ASLCMK-79

ZEMİN | FLOOR



ASLCT-15



ÖZELLİKLER

- Aksesuar Ayna Paslanmaz
- Yan Duvarlar 1 mm galvanizli sac
- Tabanlar 2 mm siyah sac
- Lazer Tavan
- Tam Boy Ayna
- Kolay Takılabilir küpeşte
- Aydınlatma ve havalandırma bağlantıları
- Doğal granit, ithal pvc, ithal granit, tarot mineflo tabanlar
- Tercihe bağlı sandık ambalaj
- Titreşimi önleyen özel bükümler ve takozlar

PROPERTIES

- Accessories mirror stainless steel
- The side wall of cabinet 1 mm stell sheet
- Floors 2mm stell sheet
- Laser ceiling
- Full-lentgh mirror
- Flexible luxury accessories
- Lighting and ventilation systems
- Natural granite flooring
- Optional special packaging
- Special equipment to prevent vibration


Kabin | Cabin
ASL1170

TAVAN | CEILING




AT-06

KAPLAMA | COATING



ASLCMK-80

ZEMİN | FLOOR



PVC 3717

ÖZELLİKLER


- Aksesuar Ayna Paslanmaz
- Yan Duvarlar 1 mm galvanizli sac
- Tabanlar 2 mm siyah sac
- Lazer Tavan
- Tam Boy Ayna
- Kolay Takılabilir küpeşte
- Aydınlatma ve havalandırma bağlantıları
- Doğal granit, ithal pvc, ithal granit, tarot mineflo tabanlar
- Tercihe bağlı sandık ambalaj
- Titreşimi önleyen özel bükümler ve takozlar

PROPERTIES

- Accessories mirror stainless steel
- The side wall of cabinet 1 mm stell sheet
- Floors 2mm stell sheet
- Laser ceiling
- Full-lentgh mirror
- Flexible luxury accessories
- Lighting and ventilation systems
- Natural granite flooring
- Optional special packaging
- Special equipment to prevent vibration

Kabin | Cabin
ASL1180

TAVAN | CEILING



AT-21

KAPLAMA | COATING



ASLCMK-81

ZEMİN | FLOOR



ASLCT-16



ÖZELLİKLER


- Aksesuar Ayna Paslanmaz
- Yan Duvarlar 1 mm galvanizli sac
- Tabanlar 2 mm siyah sac
- Lazer Tavan
- Tam Boy Ayna
- Kolay Takılabilir küpeşte
- Aydınlatma ve havalandırma bağlantıları
- Doğal granit, ithal pvc, ithal granit, tarot mineflo tabanlar
- Tercihe bağlı sandık ambalaj
- Titreşimi önleyen özel bükümler ve takozlar

PROPERTIES

- Accessories mirror stainless steel
- The side wall of cabinet 1 mm stell sheet
- Floors 2mm stell sheet
- Laser ceiling
- Full-lentgh mirror
- Flexible luxury accessories
- Lighting and ventilation systems
- Natural granite flooring
- Optional special packaging
- Special equipment to prevent vibration


Kabin | Cabin
ASL1190

TAVAN | CEILING




AT-22

KAPLAMA | COATING



ASLCMK-82

ZEMİN | FLOOR



ASLCT-17

ÖZELLİKLER

- Aksesuar Ayna Paslanmaz
- Yan Duvarlar 1 mm galvanizli sac
- Tabanlar 2 mm siyah sac
- Lazer Tavan
- Tam Boy Ayna
- Kolay Takılabilir küpeşte
- Aydınlatma ve havalandırma bağlantıları
- Doğal granit, ithal pvc, ithal granit, tarot mineflo tabanlar
- Tercihe bağlı sandık ambalaj
- Titreşimi önleyen özel bükümler ve takozlar

PROPERTIES

- Accessories mirror stainless steel
- The side wall of cabinet 1 mm stell sheet
- Floors 2mm stell sheet
- Lazer ceiling
- Full-lentgh mirror
- Flexible luxury accessories
- Lighting and ventilation systems
- Natural granite flooring
- Optional special packaging
- Special equipment to prevent vibration

Kabin | Cabin
ASL1240

TAVAN | CEILING



AT-37

KAPLAMA | COATING



1023

ZEMİN | FLOOR



Melisa



ÖZELLİKLER

- Aksesuar Ayna Paslanmaz
- Yan Duvarlar 1 mm galvanizli sac
- Tabanlar 2 mm siyah sac
- Lazer Tavan
- Tam Boy Ayna
- Kolay Takılabilir küpeşte
- Aydınlatma ve havalandırma bağlantıları
- Doğal granit, ithal pvc, ithal granit, tarot mineflo tabanlar
- Tercihe bağlı sandık ambalaj
- Titreşimi önleyen özel bükümler ve takozlar

PROPERTIES

- Accessories mirror stainless steel
- The side wall of cabinet 1 mm stell sheet
- Floors 2mm stell sheet
- Laser ceiling
- Full-lentgh mirror
- Flexible luxury accessories
- Lighting and ventilation systems
- Natural granite flooring
- Optional special packaging
- Special equipment to prevent vibration


Kabin | Cabin
ASL1250

TAVAN | CEILING



AT-39

KAPLAMA | COATING



Dekoratif Zebra

ZEMİN | FLOOR



ASLCT-12

ÖZELLİKLER


- Aksesuar Ayna Paslanmaz
- Yan Duvarlar 1 mm galvanizli sac
- Tabanlar 2 mm siyah sac
- Lazer Tavan
- Tam Boy Ayna
- Kolay Takılabilir küpeşte
- Aydınlatma ve havalandırma bağlantıları
- Doğal granit, ithal pvc, ithal granit, tarot mineflo tabanlar
- Tercihe bağlı sandık ambalaj
- Titreşimi önleyen özel bükümler ve takozlar

PROPERTIES

- Accessories mirror stainless steel
- The side wall of cabinet 1 mm stell sheet
- Floors 2mm stell sheet
- Lazer ceiling
- Full-lentgh mirror
- Flexible luxury accessories
- Lighting and ventilation systems
- Natural granite flooring
- Optional special packaging
- Special equipment to prevent vibration

Kabin | Cabin
ASL1260

TAVAN | CEILING




AT-01

KAPLAMA | COATING



1024

ZEMİN | FLOOR



Multicolor Red



ÖZELLİKLER


- Aksesuar dekoratif paslanmaz
- Yan Duvarlar 1 mm galvanizli sac
- Tabanlar 2 mm siyah sac
- Lazer Tavan
- Tam Boy Ayna
- Kolay Takılabilir küpeşte
- Aydınlatma ve havalandırma bağlantıları
- Doğal granit, ithal pvc, ithal granit, tarot mineflo tabanlar
- Tercihe bağlı sandık ambalaj
- Titreşimi önleyen özel bükümler ve takozlar

PROPERTIES

- Accessories decorative
- The side wall of cabinet 1 mm stell sheet
- Floors 2mm stell sheet
- Laser ceiling
- Full-lentgh mirror
- Flexible luxury accessories
- Lighting and ventilation systems
- Natural granite flooring
- Optional special packaging
- Special equipment to prevent vibration

Kabin | Cabin
ASL1270

TAVAN | CEILING



AT-28

KAPLAMA | COATING



1025

ZEMİN | FLOOR



ASLCT-18

ÖZELLİKLER


- Aksesuar dekoratif paslanmaz
- Yan Duvarlar 1 mm galvanizli sac
- Tabanlar 2 mm siyah sac
- Lazer Tavan
- Tam Boy Ayna
- Kolay Takılabilir küpeşte
- Aydınlatma ve havalandırma bağlantıları
- Doğal granit, ithal pvc, ithal granit, tarot mineflo tabanlar
- Tercihe bağlı sandık ambalaj
- Titreşimi önleyen özel bükümler ve takozlar

PROPERTIES

- Accessories decorative
- The side wall of cabinet 1 mm stell sheet
- Floors 2mm stell sheet
- Lazer ceiling
- Full-lentgh mirror
- Flexible luxury accessories
- Lighting and ventilation systems
- Natural granite flooring
- Optional special packaging
- Special equipment to prevent vibration

Kabin | Cabin
ASL1280

TAVAN | CEILING




AT-25

KAPLAMA | COATING



Doğal Taş

ZEMİN | FLOOR



Star Galaxy



ÖZELLİKLER


- Aksesuar doğal taş
- Yan Duvarlar 1 mm galvanizli sac
- Tabanlar 2 mm siyah sac
- Lazer Tavan
- Tam Boy Ayna
- Kolay Takılabilir küpeşte
- Aydınlatma ve havalandırma bağlantıları
- Doğal granit, ithal pvc, ithal granit, tarot mineflo tabanlar
- Tercihe bağlı sandık ambalaj
- Titreşimi önleyen özel bükümler ve takozlar

PROPERTIES

- Accessories natural stone
- The side wall of cabinet 1 mm stell sheet
- Floors 2mm stell sheet
- Laser ceiling
- Full-lentgh mirror
- Flexible luxury accessories
- Lighting and ventilation systems
- Natural granite flooring
- Optional special packaging
- Special equipment to prevent vibration

Kabin | Cabin
ASL1290

TAVAN | CEILING



AT-08

KAPLAMA | COATING



ASLCMK-11



7265

ZEMİN | FLOOR



Golden

ÖZELLİKLER

- Aksesuar doğal taş
- Yan Duvarlar 1 mm galvanizli sac
- Tabanlar 2 mm siyah sac
- Lazer Tavan
- Tam Boy Ayna
- Kolay Takılabilir küpeşte
- Aydınlatma ve havalandırma bağlantıları
- Doğal granit, ithal pvc, ithal granit, tarot mineflo tabanlar
- Tercihe bağlı sandık ambalaj
- Titreşimi önleyen özel bükümler ve takozlar

PROPERTIES

- Accessories natural stone
- The side wall of cabinet 1 mm steel sheet
- Floors 2mm steel sheet
- Laser ceiling
- Full-length mirror
- Flexible luxury accessories
- Lighting and ventilation systems
- Natural granite flooring
- Optional special packaging
- Special equipment to prevent vibration

Kabin | Cabin
ASL1220

TAVAN | CEILING




AT-15

KAPLAMA | COATING



ASLCMK-62

ZEMİN | FLOOR



ASLCT-19



ÖZELLİKLER

- Aksesuar Ayna Paslanmaz
- Yan Duvarlar 1 mm galvanizli sac
- Tabanlar 2 mm siyah sac
- Lazer Tavan
- Tam Boy Ayna
- Kolay Takılabilir küpeşte
- Aydınlatma ve havalandırma bağlantıları
- Doğal granit, ithal pvc, ithal granit, tarot mineflo tabanlar
- Tercihe bağlı sandık ambalaj
- Titreşimi önleyen özel bükümler ve takozlar

PROPERTIES

- Accessories mirror stainless steel
- The side wall of cabinet 1 mm stell sheet
- Floors 2mm stell sheet
- Laser ceiling
- Full-lentgh mirror
- Flexible luxury accessories
- Lighting and ventilation systems
- Natural granite flooring
- Optional special packaging
- Special equipment to prevent vibration


Kabin | Cabin
ASL1230

TAVAN | CEILING



AT-39

KAPLAMA | COATING



HELEZON

ZEMİN | FLOOR



Melisa

ÖZELLİKLER

- Aksesuar laminant kaplama
- Yan Duvarlar 1 mm galvanizli sac
- Tabanlar 2 mm siyah sac
- Lazer Tavan
- Tam Boy Ayna
- Kolay Takılabilir küpeşte
- Aydınlatma ve havalandırma bağlantıları
- Doğal granit, ithal pvc, ithal granit, tarot mineflo tabanlar
- Tercihe bağlı sandık ambalaj
- Titreşimi önleyen özel bükümler ve takozlar

PROPERTIES

- Accessories laminate coating
- The side wall of cabinet 1 mm stell sheet
- Floors 2mm stell sheet
- Lazer ceiling
- Full-lentgh mirror
- Flexible luxury accessories
- Lighting and ventilation systems
- Natural granite flooring
- Optional special packaging
- Special equipment to prevent vibration

Kabin | Cabin
ASL1200

TAVAN | CEILING



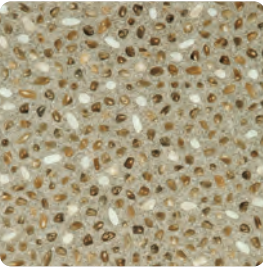
AT-39

KAPLAMA | COATING



H-27

ZEMİN | FLOOR



PVC ES-5



ÖZELLİKLER

- Aksesuar laminant kaplama
- Yan Duvarlar 1 mm galvanizli sac
- Tabanlar 2 mm siyah sac
- Lazer Tavan
- Tam Boy Ayna
- Kolay Takılabilir küpeşte
- Aydınlatma ve havalandırma bağlantıları
- Doğal granit, ithal pvc, ithal granit, tarot mineflo tabanlar
- Tercihe bağlı sandık ambalaj
- Titreşimi önleyen özel bükümler ve takozlar

PROPERTIES

- Accessories laminate coating
- The side wall of cabinet 1 mm stell sheet
- Floors 2mm stell sheet
- Laser ceiling
- Full-lentgh mirror
- Flexible luxury accessories
- Lighting and ventilation systems
- Natural granite flooring
- Optional special packaging
- Special equipment to prevent vibration

Kabin | Cabin
ASL1210

TAVAN | CEILING



AT-04

KAPLAMA | COATING



G-44 GLORYA

ZEMİN | FLOOR



Multicolor Red

ÖZELLİKLER

- Aksesuar laminant kaplama
- Yan Duvarlar 1 mm galvanizli sac
- Tabanlar 2 mm siyah sac
- Lazer Tavan
- Tam Boy Ayna
- Kolay Takılabilir küpeşte
- Aydınlatma ve havalandırma bağlantıları
- Doğal granit, ithal pvc, ithal granit, tarot mineflo tabanlar
- Tercihe bağlı sandık ambalaj
- Titreşimi önleyen özel bükümler ve takozlar

PROPERTIES

- Accessories laminate coating
- The side wall of cabinet 1 mm stell sheet
- Floors 2mm stell sheet
- Laser ceiling
- Full-lentgh mirror
- Flexible luxury accessories
- Lighting and ventilation systems
- Natural granite flooring
- Optional special packaging
- Special equipment to prevent vibration

Kabin | Cabin
ASL1220

TAVAN | CEILING




AT-23

KAPLAMA | COATING



Beyaz Membran
White Membrane

ZEMİN | FLOOR



ASLCT-19



ÖZELLİKLER


- Aksesuar CNC MDF
- Yan Duvarlar 1 mm galvanizli sac
- Tabanlar 2 mm siyah sac
- Lazer Tavan
- Tam Boy Ayna
- Kolay Takılabilir küpeşte
- Aydınlatma ve havalandırma bağlantıları
- Doğal granit, ithal pvc, ithal granit, tarot mineflo tabanlar
- Tercihe bağlı sandık ambalaj
- Titreşimi önleyen özel bükümler ve takozlar

PROPERTIES

- Accessories CNC MDF
- The side wall of cabinet 1 mm stell sheet
- Floors 2mm stell sheet
- Laser ceiling
- Full-lentgh mirror
- Flexible luxury accessories
- Lighting and ventilation systems
- Natural granite flooring
- Optional special packaging
- Special equipment to prevent vibration

Kabin | Cabin
ASL1230

TAVAN | CEILING



AT-05

KAPLAMA | COATING



Siyah Membran
Black Membrane

ZEMİN | FLOOR



ASLCT-18

ÖZELLİKLER

- Aksesuar CNC MDF
- Yan Duvarlar 1 mm galvanizli sac
- Tabanlar 2 mm siyah sac
- Lazer Tavan
- Tam Boy Ayna
- Kolay Takılabilir küpeşte
- Aydınlatma ve havalandırma bağlantıları
- Doğal granit, ithal pvc, ithal granit, tarot mineflo tabanlar
- Tercihe bağlı sandık ambalaj
- Titreşimi önleyen özel bükümler ve takozlar

PROPERTIES

- Accessories CNC MDF
- The side wall of cabinet 1 mm stell sheet
- Floors 2mm stell sheet
- Lazer ceiling
- Full-lentgh mirror
- Flexible luxury accessories
- Lighting and ventilation systems
- Natural granite flooring
- Optional special packaging
- Special equipment to prevent vibration

ASL1046



ASL1047



ASL1048



ASL1049



ASL1050



ASL1051




ASL1052



ASL1053





Y42



H29



Y01



Y39



Y41



H27



H45




Y09




Y10



H13



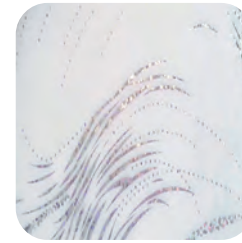
H56




H37



H31




H33



H54



H43




H46



H42



Y08




Y44




H66



Y02




Y49



H64



H65



SİYAH ŞİMŞEK



HELEZON




HG351



H85



BEYAZ ŞİMŞEK



DM-09



DM-05



DM-13



DM-04



DM-02




DM-03



DM-24



E-58



DG NOKTA



DG-05



DG-02



DG-06



DG-03




DG-15




DM-17



DM-10



DM-15



DM-09



DM-21



DG-25




DG-10



DG-01




DM-01




5-WL

Granit ve PVC Taban Seçenekleri | Granite & PVC Floor Options




PVC 3717




Rosa Porino




Star Galaxy



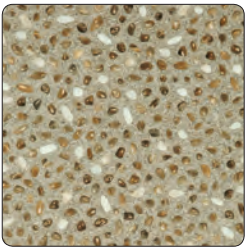
Yerli Koyu Granit



Rosa Minho



Bianco Perla



PVC ES-5




PVC AEZ-148



PVC AEZ-156



PVC AEZ-149



PVC AEZ-151




PVC AEZ-154


Temperli Cam (Lamineli) Seçenekleri | Tempered Glass (Laminated) Floor Options



ASLCT-01




ASLCT-02



ASLCT-03




ASLCT-04




ASLCT-05



ASLCT-06




ASLCT-07



ASLCT-08



ASLCT-09



ASLCT-10



ASLCT-11



ASLCT-12

Özel Seramik Taban Seçenekleri | Special Ceramic Floor Options



Casablanca Altın



YD-23




Lusaka Altın




Bakü Altın




Basra Altın



AT-01




AT-02



AT-03



AT-04



AT-05




AT-06




AT-07



AT-08



AT-09



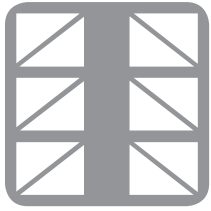
AT-10



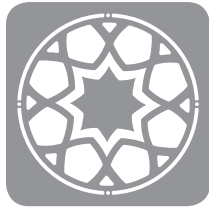
AT-11



AT-12




AT-13



AT-14




AT-15



AT-16



AT-17




AT-18




AT-19



AT-20



AT-21




AT-22




AT-23




AT-24




AT-25



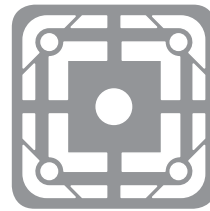
AT-26




AT-27




AT-28



AT-29




AT-30




AT-31




AT-32



AT-33



AT-34



AT-35




AT-36




AT-37




AT-38



AT-39



AT-40



AT-41



AT-42



ASLCMK-49



ASLCMK-50



ASLCMK-51



ASLCMK-52



ASLCMK-53



ASLCMK-54



ASLCMK-55



ASLCMK-56



ASLCMK-57



ASLCMK-58



ASLCMK-59



ASLCMK-60



ASLCMK-61



ASLCMK-62




ASLCMK-63



ASLCMK-64



ASLCMK-65



ASLCMK-66



ASLCMK-67




ASLCMK-68




ASLCMK-69




ASLCMK-70



ASLCMK-71



ASLCMK-72




ASLCMK-73




ASLCMK-74



ASLCMK-75



ASLCMK-76



ASLCMK-77



ASLCMK-78




Özellikler

1,5 mm galvanizli sac, İsteğe özel paslanmaz duvarlar, Lazer tavan, Özel bükümlü küpeşte, Aydınlatma ve havalandırma bağlantıları, Doğal granit taban, Tercihe bağlı sandık ambalaj, Titreşimi önleyen özel bükümler ve takozlar, 5+5 mm lamine bombeli cam, Opsiyonel kubbe seçenekleri

Features

1,5 galvanized iron sheets, Optional special stainless walls, Lazer cut ceiling, Special curved hand rail, Lightening and air channels, Natural granite floor, Custom boxing, Antivibrational structure and buffers, 5+5mm laminated glass, Optional dome












ÖZELLİKLER



- 1,5 mm galvanizli saç
- E.S. Boyalı yan duvarlar
- Satine paslanmaz yan duvarlar
- Lazer tavan
- Kolay takılabilir küpeşte
- Aydınlatma ve havalandırma bağlantıları
- Alüminyum çeta taban
- Farklı taban seçenekleri
- Tercihe bağlı sandık ambalaj
- Titreşimi önleyen özel bükümler ve takozlar


PROPERTIES

- 1.5 mm galvanized iron sheet
- E.S. Painted side walls
- Satine stainless side walls
- Laser ceiling
- Easily installed rail
- Lighting and ventilation connections
- Aluminium knurled ceta base
- Different base options
- Optional packing crate
- Special bends and dampers that prevent vibration













AKIŞ ZF



AKIŞ VOLPİ



AKIŞ MUGEN



AKIŞ S



AKIŞ AK



AKIŞ VOLPİ



EKER FORCE



EKER QITE



EKER SMART




EKER STRONG LITE



EKER STRONG PLUS



EKER STRONG




MONTANARI MGV



LAFERT T24



ALBERTO SASSI G



SICOR SG



SICOR SGS



ZIEHL-ABEGG ZATOP



WITTUR WSG



EMF SQML



MONTANARI MR



TOPGEARS ITG



ALBERTO SASSI



SICOR MR



Süper Mirror

Gold Mirror

AK-700

931-MEGA7V-DM 932-MEGA7V-DM

ASB 2500-B9

ASB 7000-B2

U27TM0001

U21TM0003

U21TM0006



AK-200

AK-210

AK-220

Gold Mirror

AK-120

AK-150

AK-110

Gold Mirror

AK-100



RN1012

RN1072

1082

1072

U20SM0005

U26SM0002

U20SM0014

ASB 420D-S5

ASB 420D-S3





Dişlisiz Pano
Gearless Control Panel

Dişlili Pano
Geared Control Panel

Revizyon Kutusu
Revision Box

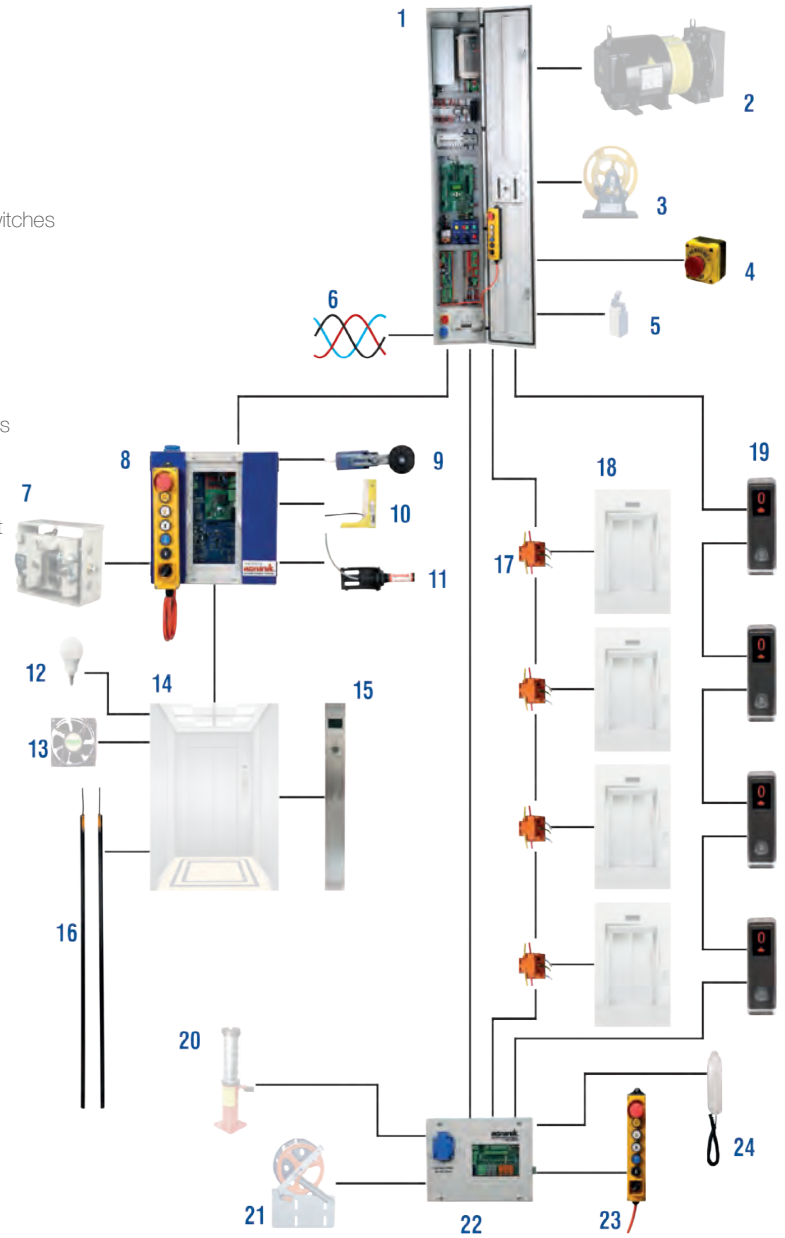


- Kumanda Panosu
- Dişli/Dişsiz Tahir Makinası
- Hız Regülatörü
- Acil Stop Butonu
- Acil Kurtarma Kapısı Konağı
- 3 Faz Ana Besleme
- Paraşüt Fren
- Revizyon Kutusu
- Alt ve Üst Tekerlekli Sınır Şalterleri
- Güvenlik Sönsürü
- Alt ve Üst Sınır Şalterleri
- Kabin Lambası
- Kabin Fanı
- Kabin ve Kabin Kapısı
- Kabin Butonu
- Boy Fotosel
- Fiş/Kilit/Toprak Bağlantı Soketleri
- Kat Kapıları
- Kat Kasetleri
- Kabin/Karşı Ağırlık Tamponu Konağı
- Hız Regülatörü Halat Gergi Konağı
- Kuyu Dibi Panosu
- Kuyu Dibi El Kumanda Butonu
- İnterkom Telefonu

- Lift Control Panel
- Geared/Gearless Traction Machine
- Overspeed Governor
- Emergency Stop Button
- Emergency Trap Door Contact
- 3 Phase Main Power Supply
- Safety Gear
- Inspection Box
- Bottom and Top Whell Type Limit Switches
- Safety Sensor
- Bottom and Top Limit Switches
- Cabin Light
- Cabin Fan
- Cabin and Cabin Door
- Cabin Operating Panel
- Light Curtain
- Door/Lock/Earth Connection Sockets
- Landing Doors
- Landing Operating Panels
- Cabin/Counterweight Buffer Contact
- Ov. Governor Tension Pulley Contact
- Pit Connection Box
- Pit Manual Control Unit
- Intercom Phone



Dişsiz Pano
Gearless Control Panel



Asansör Kumanda Panosu
Elevator Control Panel



EN 81-20 Yönetmeliğine Uygundur
Conforms to EN 81-20 Regulation





VK-116



VK-117



VK-118



VK-119



VK-120



VK-123



VK-124



VK-125



VK-126



VK-127



VK-128



VK-128



VK-129



VK-122






VK-121



VK-130



VK-131





İnsan Asansörleri (Sınıf I-II) Fonksiyonel Boyutlar / Passenger Elevators (Class I-II) Functional Dimensions

				KONUTLAR / HOUSES				İŞYERLERİ / OFFICES					
TAŞIMA KAPASİTESİ / CAPACITY			(Kg)	320	400	630	1000	630	800	1000	1250	1600	
ANMA YÜKÜ / NOMINAL LOAD			(Kişi)	4	5	8	13	8	10	13	16	21	
KABİN ALANI / CABIN SPACE			(min)	0,79	0,98	1,45	2,15	1,45	1,73	2,15	2,57	3,245	
			(max)	0,95	1,17	1,66	2,40	1,66	2,00	2,40	2,90	3,56	
KABİN EBATLARI CABIN DIMENSIONS	Genişlik / Width	b1	(mm)	900	1100	1100	1100	1100	1350	1600	1950	1950	
	Derinlik / Depth	d1	(mm)	1000	1000	1400	2100	1400	1400	1400	1400	1750	
	Yükseklik / Height		(mm)	2200	2200	2200	2200	2200	2200	2300	2300	2300	
DURAK KAPILARI LANDING DOORS	Genişlik	b2	(mm)	700	800	800	800	800	800	1100	1100	1100	
	Yükseklik	h3	(mm)	2000	2000	2000	2000	2000	2000	2100	2100	2100	
KUYU EBATLARI SHAFT DIMENSIONS	Genişlik 1)	b3	(mm)	1400	1600	1600	1600						
	Genişlik 2)	b3	(mm)		1800	1800	1800	1800	1900	2400	2600	2600	
	Derinlik	d2	(mm)	1600	1600	1900	2600	2100	2300	2300	2300	2600	
KUYU DİBİ DERİNLİĞİ PIT	0,63m/sn	d3	(mm)	1400	1400	1400	1400	1400	1400	1400	1600	1600	
	1,00m/sn	d3	(mm)	1400	1400	1400	1400	1400	1400	1400	1600	1600	
	1,60m/sn	d3	(mm)		1600	1600	1600	1600	1600	1600	1600	1600	
	2,50m/sn	d3	(mm)			2200	2200		2200	2200	2200	2200	
EN ÜST DURAK SEVİYESİ ÜSTÜNDEKİ YÜKSEKLİK OVERHEAD	0,63m/sn	h1	(mm)	3600	3600	3600	3600	3800	3800	4200	4400	4400	
	1,00m/sn	h1	(mm)	3700	3700	3700	3700	3800	3800	4200	4400	4400	
	1,60m/sn	h1	(mm)	3800	3800	3800	3800	4000	4000	4200	4400	4400	
	2,50m/sn	h1	(mm)			5000	5000		5000	5200	5400	5400	
M A K M A N C A H A D E A R O R E M S i	ALAN SPACE	0,63m/sn	A	(m ²)	6	7,5	10	12	15	15	20	22	25
		1,00m/sn	A	(m ²)	6	7,5	10	12	15	15	20	22	25
		1,60m/sn	A	(m ²)		10	12	14	15	15	20	22	25
		2,50m/sn	A	(m ²)			14	16		18	20	22	25
	GENİŞLİK WIDTH	0,63m/sn	h1	(mm)	1600	2200	2200	2400	2500	2500	3200	3200	3200
		1,00m/sn	h1	(mm)	1600	2200	2200	2400	2500	2500	3200	3200	3200
		1,60m/sn	h1	(mm)		2200	2200	2400	2500	2500	3200	3200	3200
		2,50m/sn	h1	(mm)			2800	2800		2800	3200	3200	3200
	DERİNLİK DEPTH	0,63m/sn	d4	(mm)	3000	3200	3700	4200	3700	3700	4900	4900	5500
		1,00m/sn	d4	(mm)	3000	3200	3700	4200	3700	3700	4900	4900	5500
		1,60m/sn	d4	(mm)		3200	3700	4200	3700	3700	4900	4900	5500
		2,50m/sn	d4	(mm)			3700	4200		3700	4900	4900	5500
	YÜKSEKLİK HEIGHT	0,63m/sn	h2	(mm)	2000	2000	2000	2000	2200	2200	2400	2400	2800
		1,00m/sn	h2	(mm)	2000	2000	2000	2000	2200	2200	2400	2400	2800
		1,60m/sn	h2	(mm)		2200	2200	2200	2200	2200	2400	2400	2800
		2,50m/sn	h2	(mm)			2600	2600		2800	2800	2800	2800

* Sağa veya sola toplanan teleskopik kapılı asansörler için.

** Merkezden açılan kapılı asansörler için

320 ve 400 Kg. taşıma kapasiteli asansörler engelli kişilerin tekerlekli sandalyede asansörü kullanmaları için uygun değildir.

Hasta Asansörleri (sınıf I-II) Fonksiyonel Boyutlar / Patient Lifts (class I-II) Functional Dimensions

TAŞIMA KAPASİTESİ / Capacity			(Kg)	1600	2000	2500
KABİN ALANI / Cabin space			(min)	3,245	3,82	4,625
			(max)	3,56	4,2	5
KABİN EBATLARI Cabinet Dimensions	Genişlik / Width	b1	(mm)	1400	1500	1800
	Derinlik / Depth	d1	(mm)	2400	2700	2700
	Yükseklik / Height		(mm)	2300	2300	2300
DURAK KAPILARI Stall Doors	Genişlik / Width	b2	(mm)	1300	1300	1300
	Yükseklik / Height	h3	(mm)	2100	2100	2100
KUYU EBATLARI Pit dimensions	Genişlik / Width	b3	(mm)	2400	2400	2700
	Derinlik / Depth	d2	(mm)	3000	3200	3300
KUYU DİBİ DERİNLİĞİ Elevator Pit Bottom	Vn=0,63m/sn	d3	(mm)	1600	1600	1800
	Vn=1,00m/sn	d3	(mm)	1700	1700	1900
	Vn=1,60m/sn	d3	(mm)	1900	1900	2100
	Vn=2,50m/sn	d3	(mm)	2500	2500	2500
EN ÜST DURAK SEVİYESİ ÜSTÜNDEKİ YÜKSEKLİK Height Above the Highest Stall Level	Vn=0,63m/sn	h1	(mm)	4400	4400	4400
	Vn=1,00m/sn	h1	(mm)	4400	4400	4600
	Vn=1,60m/sn	h1	(mm)	4400	4400	4600
	Vn=2,50m/sn	h1	(mm)	5400	5400	5600
MAKİNA DAİRESİ Engine Room	ALAN / Space	A	(m ²)	25	27	29
	GENİŞLİK / Width	b4	(mm)	3200	3200	3500
	DERİNLİK / Depth	d4	(mm)	5500	5800	5800
	YÜKSEKLİK / Height	h2	(mm)	2800	2800	2800

Yük Asansörleri (sınıf IV) Fonksiyonel Boyutlar / Load Elevators (Class IV) Functional Dimensions

TAŞIMA KAPASİTESİ / Carriage Quality			(Kg)	630	1000	1600	2000
KABİN EBATLARI Cabinet Dimensions	Genişlik / Width	b1	(mm)	1100	1300	1500	1500
	Derinlik / Depth	d1	(mm)	1400	1750	2250	2700
	Yükseklik / Height		(mm)	2200	2300	2200	2200
DURAK KAPILARI Stall Doors	Derinlik / Depth	b2	(mm)	1100	1300	1500	1500
	Yükseklik / Height	h3	(mm)	2100	2100	2100	2100
KUYU EBATLARI Pit Dimensions	Genişlik / Width	b3	(mm)	2100	2400	2700	2700
	Derinlik / Depth	d2	(mm)	1900	2300	2800	3200
KUYU DİBİ DERİNLİĞİ Elevator Pit Bottom	V<1,00m/sn	d3	(mm)	1500	1500	1700	1700
EN ÜST DURAK SEVİYESİ ÜSTÜNDEKİ YÜKSEKLİK Height Above the Highest Stall Level	V<1,00m/sn	h1	(mm)	4100	4100	4300	4300
MAKİNA DAİRESİ Engine Room	ALAN / Space	A	(mm)	12	14	18	20
	GENİŞLİK / Width	b4	(mm)	2800	3100	3400	3400
	DERİNLİK / Depth	d4	(mm)	3500	3800	4500	4900
	YÜKSEKLİK / Height	h2	(mm)	2200	2200	2400	2400

Servis Asansörleri (sınıf V) Fonksiyonel Boyutlar / Service Elevators (Class V) Functional Dimensions

TAŞIMA KAPASİTESİ / Carriage Quality			(Kg)	40	100	250
KABİN EBATLARI Cabinet Dimensions	Genişlik / Width	b1	(mm)	600	800	1000
	Derinlik / Depth	d1	(mm)	600	850	1000
	Yükseklik / Height		(mm)	800	800	1200
KUYU EBATLARI Pit Dimensions	Genişlik / Width	b3	(mm)	900	1100	1500
	Derinlik / Depth	d2	(mm)	800	1000	1200

Kalitede Zirveyi Görün.

See the Peak in Quality.



ASİLLER ASANSÖR SANAYİ TİCARET LİMİTED ŞİRKETİ

Aydınlı Mh. 3060. Cad. No:16 Şehitkamil / Gaziantep / Türkiye

Tel : +90 342 235 1158 | Fax : +90 342 235 1158

www.asillerasansor.com | info@asillerasansor.com

