



ASİLLER[®]
ASANSÖR SANAYİ



www.asillerasansor.com

L2-1



İçindekiler | Contents

01	Hakkımızda About Us	02-03
02	Otomatik Kapılar Automatic Doors	04-13
03	Kabinler Cabins	14-39
04	Panoramik Kabin Panoramic Cabins	40
05	Home Lift	41
06	Sedye & Yük Asansörü Hospital & Goods Elevator	42
07	Engelli Platform Platform for Disabled	43
08	Servis Asansörü Dumbwaiter Elevator	44
09	Araç Asansörü Car Elevator	45
10	Kumanda Panoları Control Panels	46-47
11	Kat Kapıları Floor Doors	48-49
12	Butonlar Buttons	50-51
13	Motor Seçenekleri Motor Options	52-53
14	Asansör Ekipmanları Elevator Equipments	54-55
15	Tavan Seçenekleri Ceiling Options	56
16	Taban Seçenekleri Floor Options	57
17	Laminant Kaplama Laminate Coating	58
18	Dekoratif Paslanmaz Decostyle Stainless	59
19	Cam Kaplama Lamine Glass	60-61



Hakkımızda

Sektörde 30 yıllık deneyimi bulunan kurucular tarafından kurulan ve yine bölümünde uzman kadrolarla imalat hayatına atılan Asiller Asansör kusursuz ürün, mükemmel tasarımlar üretmeye çalışarak kendi hedef çitımızı devamlı yüksek tuttuk. Müşteri memnuniyeti anlayışımızla müşterilerimizin istediğini tasarıma ve imalata uygun hale getirerek imalatımıza almaya devam ediyoruz. 2000 m² kapalı alanda son teknoloji CNC makinalarımızla hatasız ürünler üretmekteyiz.

İnşaat sektörünün son birkaç yıl içerisindeki hızlı yükselmesi sonucu piyasada yeterli ar-ge çalışmaları yapılmadan üretilen ürünler inşaat ve asansör sektörüne zarar vermektedir. Bu nedenle ki üretim hatlarımızda üretilen tüm ürünlerin saha çalışmaları muhakkak yerinde izlenerek ar-ge çalışmaları denetimli olarak yapılmaktadır. Ürettiğimiz ürünün her zaman daha kaliteli, estetik ve özellikli hale getirmek için ar-ge çalışmalarımız devam etmektedir. Üretmiş olduğumuz çift yönlü asansör kat kapısı bu ürünlerden sadece biridir.

Asiller Asansör her zaman sınırları aşmak için çalışmalarına tüm güç ve ekibiyle devam edecektir. İmalatımız olan kabin, kapılar ve karkaslar piyasada takdirle karşılanmakta buda bizi gururlandırmaktadır. Bu gurur bizi çok çalışmaya, daha çok ar-ge yapmaya ve bütün ürünlerimizi günümüz teknolojisine uygun halde tutmaya sevk etmektedir. İşimizi gerçekten severek yapıyor, daha iyi olmak için araştırıyor, disiplinli ve programlı olarak bahane değil sektöre çözüm üretiyoruz.

Bütün bu çalışmalar yürütülürken, Asiller Asansör, kalite ve güvencesini TSE , ISO 9001, CE Belgesi ve kapılarımız için AB Uygunluk Sertifikaları ile tescillenmiştir. Elbette Asiller Asansörü farklı kılan özellikler bunlarla bitmiyor. Bizi daha yakından tanıdığınızda neden “farklı” olduğumuzu çok daha iyi anlayabilirsiniz.



About Us

As Asiller Asansor, which has been established by founders with 30 years of sectoral experience and begun manufacturing with qualified and experienced staff, we have always kept our bar high by trying to manufacture perfect products and designs. Through our customer satisfaction approach, we continue manufacturing the demands of our clients by making their demands in line with design and production. We manufacture perfect products in 2000 m² closed space by means of our latest technology CNC machines.

The products, which have been manufactured without insufficient research and development studies because of rapid rise of the construction sector in recent times, have been damaging the construction and lift sectors. Therefore, the field surveys of all products manufactured in our production lines are certainly observed on-site and their research and development activities are carried out under supervision. Our research and development activities have been continuing in order to manufacture esthetic and more special products with higher quality. Our two-way lift door is only one of these products we manufacture.

Asiller Asansor will always continue its operations at full strength and with its entire staff for getting beyond the limits. Our lift cabins, doors and frames are appreciated by the market and this makes us proud. This pride prompts us to work hard, carry out more research and development and make all our products in line with the technology of our age. We really do our job with pleasure, study for becoming better and we produce solutions rather than excuses for the sector by being disciplined and systematic.

While, carrying out all these operations, Asiller Asansor has achieved to get TSE, ISO 9001 and CE Certifications for its quality assurance and EU Conformity Certificates for its doors. Certainly, the characteristics making Asiller Asansor different do not come to an end with these. You can see better why we are "different" when you know us well.

We are waiting for you in our offices when you have time, not only for business even for meeting and for friendship.

2 PANEL TELESKOPIK
2 PANEL TELESCOPIC

TLS189



TEKNİK ÖZELLİKLER

- Sağa veya Sola Toplayabilme özelliği
- CE Belgeli kilit sistemi
- Modüler satış ve montaj seçeneği
- EN 81-58'e göre Teleskopik 2 panel

TECNICAL SPECIFICATIONS

- Ability to collecting Left or right
- CE certificated locking system
- Moduler sales and assembly option
- Telescopic 2 Panel in accordance with EN 81-58 Norms

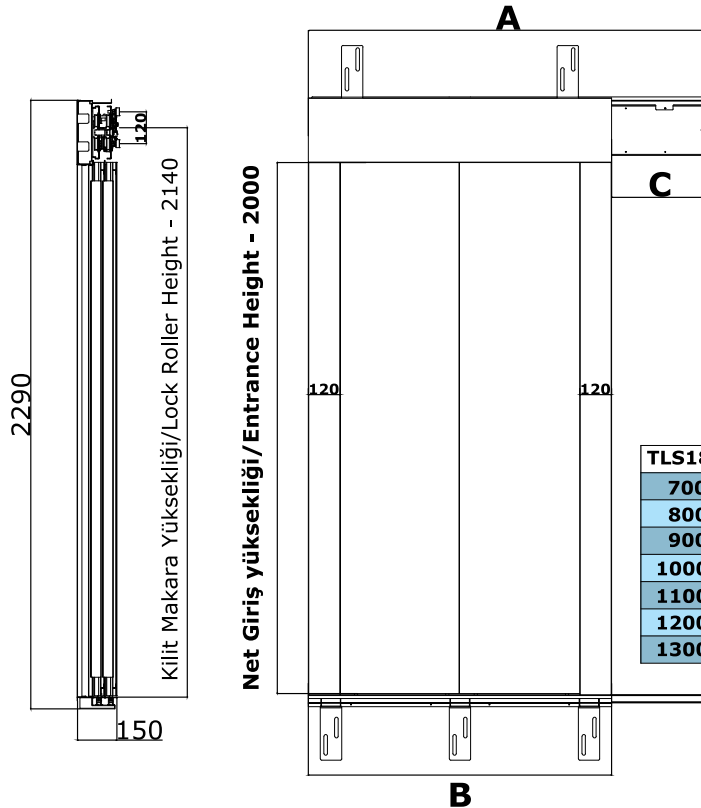
Çok yönlü mekanik ayarlar

- Üç eksende panel ayarı
- Kilit Pozisyon ayarı
- Yay sertlik ayarı
- Mekanizma pozisyon ayarı

Multiple mechanic adjustments

- Panel adjustment in 3 axes
- Lock position adjustment
- Spring stiffness adjustment
- Mechanism Position adjustment


TLS189





2 PANEL TELESKOPIK 2 PANEL TELESCOPIC

TLS189 OPERATÖR



TEKNİK ÖZELLİKLER

- Giriş Besleme Voltajı: 220 VAC \pm %10
- Besleme Koruması: Sigorta Korumalı (2 A)
- Standart Arayüz: 2 Satır 16 Karakter LCD Ekran 4-lü Buton Takımı Opsiyonel Harici LCD Ara yüzü
- Boyutlar (mm): Kutusuz; 275 x 105 x 21 - Kutulu; 310 x 112,6 x 30 (En x Boy x Yükseklik)
- Motor Gerilimi: 220 VAC
- Dil Seçenekleri: Türkçe ve İngilizce
- Sesli İkaz: Buzzer ile
- Motor Çıkış Gücü: Maks. 200W
- Motor Çıkış Akımı: 0,65 A (Nominal)
- Motor Kontrol Şekli: Vektör Kontrol
- Motor Koruması: Aşırı Yük ve Kısa Devre Korumalı
- Enkoder Tipi: 3 kanal İnkremental (Artımlı) Enkoder
- Enkoder Voltajı: 5 VDC
- Çözünürlüğü: 100-2048 pals Arasında Herhangi Bir Model
- Kapı Genişliği: 50 - 300 cm
- Kapı Açma - Kapama Hızı: 20 cm/sn — 99 cm/sn
- Kapı Açma - Kapama Hızı (Yavaş): 5 cm/sn — 30 cm/sn

GENERAL FEATURES

- *Input Supply Voltage: 220 VAC \pm %10*
- *Feed Protection: Fuse Protected (2A)*
- *Standard Interface: 2 Rows, 16 Character LCD Screen, 4-Button Set, Optional External LCD Interface*
- *Dimensions (mm): Without Box: 275 x 105 x 21 - Box: 310 x 112,6 x 30 (W x L x W)*
- *Motor Voltage: 220 VAC*
- *Language Options: Turkish and English*
- *Audible Warning: With the Buzzer*
- *Engine Type: Max. 200W*
- *Engine Output Power: 0,65 A (Nominal)*
- *Motor Control Shape: Vector Control*
- *Engine Protection: Overloading and Short Circuit Protection*
- *Encoder Type: 3 Channel Incremental Encoder*
- *Encoder Voltage: 5 VDC*
- *Resolution: 100-2048 pals Model*
- *Door Width: 50 - 300 cm*
- *Door Speed: 20 cm/sn — 99 cm/sn*
- *Door Speed (Slow): 5 cm/sn — 30 cm/sn*

FONKSİYONLAR

- Kapı tam açıldı / tam kapandı
- Kapı sıkıştı veya fotosel aktif çıkışı
- Röle kontak çıkışı Maks. 3A, 250VAC veya 30VDC için
- Kapı aç sinyali / kapa sinyali
- Yavaş sinyali / hızlı sinyali
- Fotosel sinyali
- Katta sinyali
- KM-30S kapı kartı, yangın asansörü kapılarında kullanıma uygundur
- Yavaş hız sinyal girişi ile uzun süreli fotosel kesmelerinde fotosel sinyali bloke edilerek kapıların yavaş hızda kapatılması sağlanır (Nudging modu)
- Normal çalışmada kapı hızı, kapı pozisyonu ve çalışma durumu, hata durumunda ise ilgili hata ekranda gösterilir

FUNCTIONS

- Door fully open / fully closed
- Door jam or photocell active output
- Relay contact output. For 3A, 250VAC or 30VDC
- Door open / close signal
- Slow signal / fast signal
- Photocell signal
- Ground signal
- KM-30S door card is suitable for use on fire lift doors
- With slow speed signal input, the photocell signal is blocked in long time photocell cutting and the doors are closed at slow speed (Nudging mode)
- Door speed, door position and operating status in normal operation, and error in case of normal operation

2 PANEL TELESKOPIK 2 PANEL TELESCOPIC

TLS188

ÇİFT YÖNLÜ MEKANİZMA



TEKNİK ÖZELLİKLER

- Sağa veya Sola Toplayabilme özelliği
- CE Belgeli kilit sistemi
- Modüler satış ve montaj seçeneği
- EN 81-58'e göre Teleskopik 2 panel

TECNICAL SPECIFICATIONS

- Ability to collecting Left or right
- CE certificated locking system
- Moduler sales and assembly option
- Telescopic 2 Panel in accordance with EN 81-58 Norms

Çok yönlü mekanik ayarlar

- Üç eksen de panel ayarı
- Kilit Pozisyon ayarı
- Yay sertlik ayarı
- Mekanizma pozisyon ayarı

Multiple mechanic adjustments

- Panel adjustment in 3 axes
- Lock position adjustment
- Spring stiffness adjustment
- Mechanism Position adjustment

DOUBLE DIRECTIONAL MECHANISM

3 PANEL TELESKOPIK 3 PANEL TELESCOPIC

TLS300

ÇİFT YÖNLÜ MEKANİZMA



TEKNİK ÖZELLİKLER

- Sağa veya Sola Toplayabilme özelliği
- CE Belgeli kilit sistemi
- Modüler satış ve montaj seçeneği
- EN 81-58'e göre Teleskopik 3 panel

TECNICAL SPECIFICATIONS

- Ability to collecting Left or right
- CE certificated locking system
- Moduler sales and assembly option
- Telescopic 3 Panel in accordance with EN 81-58 Norms

Çok yönlü mekanik ayarlar

- Üç eksen de panel ayarı
- Kilit Pozisyon ayarı
- Yay sertlik ayarı
- Mekanizma pozisyon ayarı

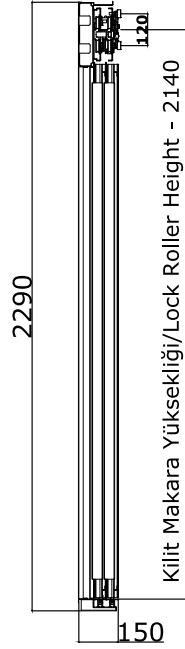
Multiple mechanic adjustments

- Panel adjustment in 3 axes
- Lock position adjustment
- Spring stiffness adjustment
- Mechanism Position adjustment


DOUBLE DIRECTIONAL MECHANISM



TLS188

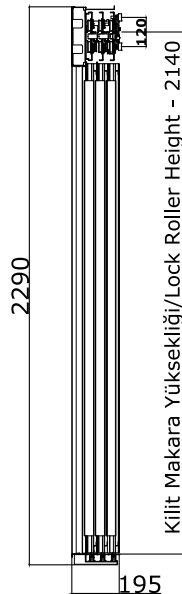


Net Giriş yüksekliği/Entrance Height - 2000




TLS188	A	B	C
700	1215	940	275
800	1365	1040	325
900	1515	1140	375
1000	1665	1240	425
1100	1815	1340	475
1200	1965	1440	525
1300	2115	1540	575

TLS300



Net Giriş yüksekliği/Entrance Height - 2000



TLS300	A	B	C
900	1365	1140	225
1000	1495	1240	255
1100	1630	1340	290
1200	1765	1440	325
1300	1895	1540	355
1400	2030	1640	390
1500	2165	1740	425

2 PANEL MERKEZİ 2 PANEL CENTRAL

MKZ188



TEKNİK ÖZELLİKLER

- CE Belgeli kilit sistemi
- Modüler satış ve montaj seçeneği
- EN 81-58'e göre Merkezi 2 panel

TECNICAL SPECIFICATIONS

- CE certificated locking system
- Moduler sales and assembly option
- Central 2 Panel in accordance with EN 81-58 Norms

Çok yönlü mekanik ayarlar

- Üç eksenli panel ayarı
- Kilit Pozisyon ayarı
- Yay sertlik ayarı
- Mekanizma pozisyon ayarı

Multiple mechanic adjustments

- Panel adjustment in 3 axes
- Lock position adjustment
- Spring stiffness adjustment
- Mechanism Position adjustment

4 PANEL MERKEZİ 4 PANEL CENTRAL

MKZ400



TEKNİK ÖZELLİKLER

- CE Belgeli kilit sistemi
- Modüler satış ve montaj seçeneği
- EN 81-58'e göre Merkezi 4 panel

TECNICAL SPECIFICATIONS

- CE certificated locking system
- Moduler sales and assembly option
- Central 4 Panel in accordance with EN 81-58 Norms

Çok yönlü mekanik ayarlar

- Üç eksenli panel ayarı
- Kilit Pozisyon ayarı
- Yay sertlik ayarı
- Mekanizma pozisyon ayarı


Multiple mechanic adjustments

- Panel adjustment in 3 axes
- Lock position adjustment
- Spring stiffness adjustment
- Mechanism Position adjustment

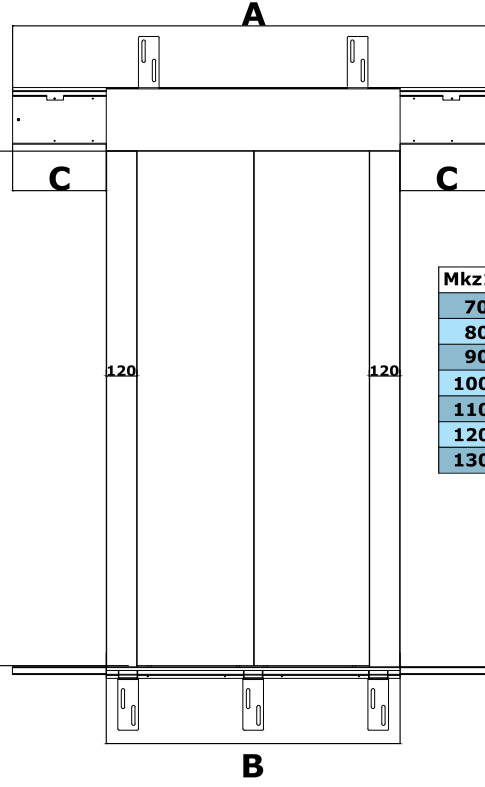


MKZ188

2 PANEL MERKEZİ



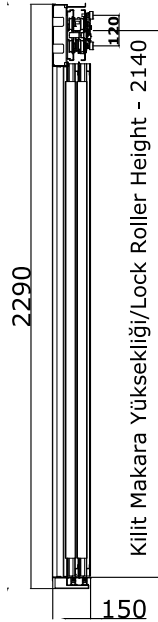
Net Giriş yüksekliği/Entrance Height - 2000



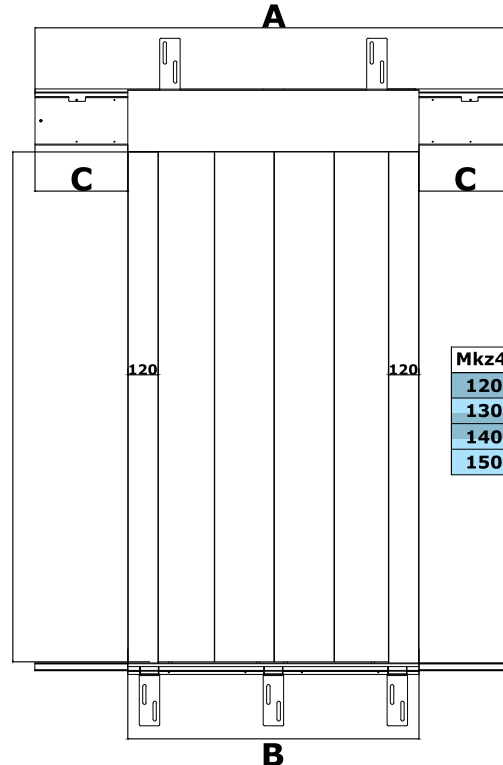
Mkz188	A	B	C
700	1520	940	290
800	1720	1040	340
900	1920	1140	390
1000	2120	1240	440
1100	2320	1340	490
1200	2520	1440	540
1300	2720	1540	590

MKZ400

4 PANEL MERKEZİ



Net Giriş yüksekliği/Entrance Height - 2000



Mkz400	A	B	C
1200	1920	1440	240
1300	1805	1540	265
1400	1930	1640	290
1500	2055	1740	315

2 PANEL TELESKOPIK 2 PANEL TELESCOPIC

TLS188 OPERATÖR



TEKNİK ÖZELLİKLER

- Limit swicshsiz DC-PWM sürücü
- 220 V AC Besleme Gerilimi
- 24 V DC Fırçalı Motor
- Çift Kanallı (A,B) 100 ppr encoder
- Net giriş ölçüsü (700mm ~ 2000mm)

TECNICAL SPECIFICATIONS

- DC-PWM driver without limit switch
- 220 V AC Supply voltage
- 24 V DC Brushed Motor
- Double channel (A,B) 100 ppr encoder
- Clear opening dimension (700mm ~2000 mm)

Çok yönlü mekanik ayarlar

- Pratik montaj
- Üç eksenli panel ayarı
- Net giriş ölçü ayarı

Multiple mechanic settings

- Pratical assembly
- Panel adjustment in 3 axes
- Adjustability of clear opening

Çok yönlü elektronik ayarlar

- Boyut, uzunluk ve hız parametreleri
- Açma ve kapama yönünde ayrı ayrı ayarlanabilen kapı gücü
- Komut sinyallerindeki çeşitliliğe (24 VDC - 220 VAC) uyumluluk
- Tek sinyal (kapama sinyali) ile çalışabilme

Multiple electronic settings

- Size / Lenght and Velocity parameters
- Door power that can be adjusted separately on opening and closing directions
- Compatibility with variation of open / close command signals (24 VDC - 220 VAC)
- Ability to operate with single (close) signal

Genel özellikler

- Yıllık açma kapama sayısı; 800.000
- Yüksek trafikli konutlar, oteller, rezidanslar, kamu kurumları, hastaneler, AVM'ler, plazalar

General specification

- The number of opening / closing cycles per year 800.000
- High traffic building, hotels, residencies, public places, hospitals, shopping centers, plazas

3 PANEL TELESKOPIK


TLS300 OPERATÖR





2 PANEL MERKEZİ 2 PANEL CENTRAL

MKZ188 OPERATÖR



TEKNİK ÖZELLİKLER

- Limit swicshsiz DC-PWM sürücü
- 220 V AC Besleme Gerilimi
- 24 V DC Fırçalı Motor
- Çift Kanallı (A,B) 100 ppr encoder
- Net giriş ölçüsü (700mm ~ 2000mm)

TECNICAL SPECIFICATIONS

- DC-PWM driver without limit swich
- 220 V AC Supply voltage
- 24 V DC Brushed Motor
- Double channel (A,B) 100 ppr encoder
- Clear opening dimension (700mm ~2000 mm)

Çok yönlü mekanik ayarlar

- Pratik montaj
- Üç eksenle panel ayarı
- Net giriş ölçü ayarı

Multiple mechanic settings

- Pratical assembly
- Panel adjustment in 3 axes
- Adjustability of clear opening

Çok yönlü elektronik ayarlar

- Boyut, uzunluk ve hız parametreleri
- Açma ve kapama yönünde ayrı ayrı ayarlanabilen kapı gücü
- Komut sinyallerindeki çeşitliliğe (24 VDC - 220 VAC) uyumluluk
- Tek sinyal (kapama sinyali) ile çalışabilme

Multiple electronic settings

- Size / Lenght and Velocity parameters
- Door power that can be adjusted separately on opening and closing directions
- Compatibility with variation of open / close command signals (24 VDC - 220 VAC)
- Ability to operate with single (close) signal

Genel özellikler

- Yıllık açma kapama sayısı; 800.000
- Yüksek trafikli konutlar, oteller, rezidanslar, kamu kurumları, hastaneler, AVM'ler, plazalar

General specification

- The number of opening / closing cycles per year 800.000
- High traffic building, hotels, residencies, public places, hospitals, shopping centers, plazas

4 PANEL MERKEZİ 4 PANEL CENTRAL

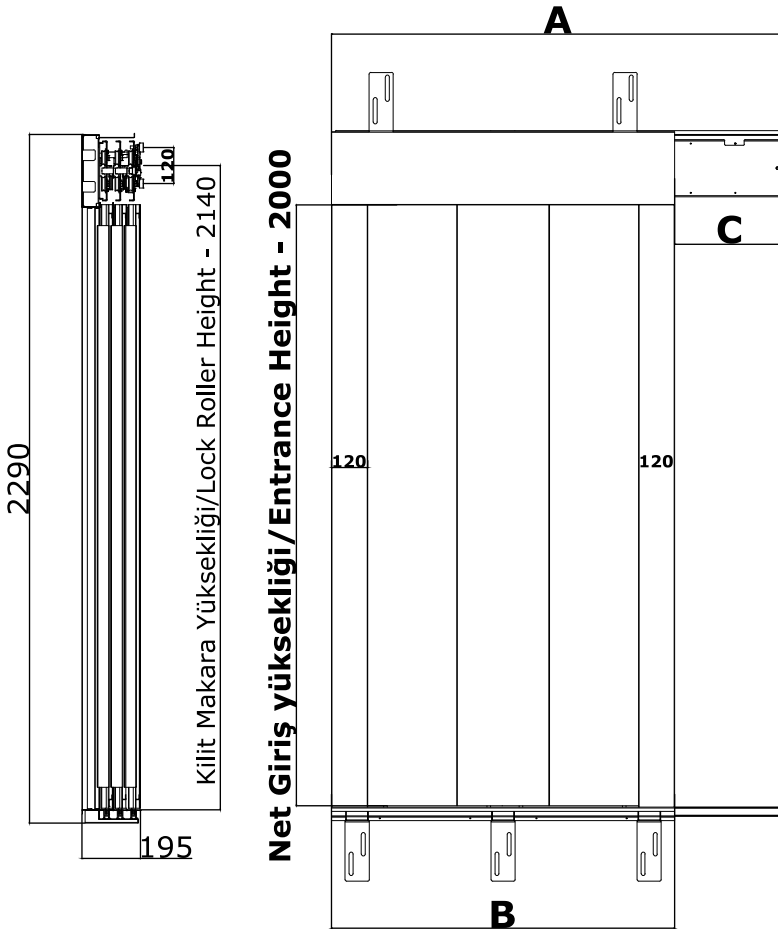
MKZ400 OPERATÖR



CAMLI 3 PANEL KAT KAPISI

TLS300	A	B	C
900	1365	1140	225
1000	1495	1240	255
1100	1630	1340	290
1200	1765	1440	325
1300	1895	1540	355
1400	2030	1640	390
1500	2165	1740	425

700 mm, 800 mm ve 900 mm olarak 2 panel ve 3 panel olarak üretilmektedir.





70 X 65 cm
75 X 70 cm
80 X 75 cm
85 X 80 cm
90 X 85 cm

Gramer Kapı (İç Güvenlik Kapısı)
Gramer Door (Internal Security Door)



GRAMER KAPI

İÇ GÜVENLİK KAPISI
Internal Security Door

1. Sınıf a1 dkp 1.5 mm saç ve paslanmaz malzemeden imal edilmektedir
Ses ve titreşime karşı desteklenmiştir
Elektrik kesintisinde 12 vds voltaj akü takviyesiyle kapı otomatik olarak
Açılabilmektedir ve fiziksel bir engelde otomatik geri açılabilme özelliğine de sahiptir.
Programlanabilir micro işlemcili kart kullanılmaktadır.
Uluslararası standartlara uygun imal edilmektedir.
Panel boyları 200 cm' dir.

*Being produced with first class a1 dkb 1.5 mm metal sheet and stainless material
Supported against sound and vibration.
Door could be open automaticly in any power cut with the support of 12 vds
voltage battery and has a automaticly back opening property in any physical fence.
Programmable micro-processor card is used.
Being produced according to international standards.
Length of the panel is 200 cm.*




Tavan | Ceiling



T-16

Kaplama | Walls



Doğal Taş

Zemin | Ground



Star Galaxy

ÖZELLİKLER


- Aksesuar Ayna Paslanmaz
- Yan Duvarlar 1,2 mm galvanizli sac
- Tabanlar 2 mm siyah sac
- Lazer Tavan
- Tam Boy Ayna
- Kolay Takılabilir küpeşte
- Aydınlatma ve havalandırma bağlantıları
- Doğal granit, ithal pvc, ithal granit, tarot mineflo tabanlar
- Tercihe bağlı sandık ambalaj
- Titreşimi önleyen özel bükümler ve takozlar

PROPERTIES

- Accessories mirror stainless steel
- The side wall of cabinet 1.2mm stell sheet
- Floors 2mm stell sheet
- Laser ceiling
- Full-lentgh mirror
- Flexible luxury accessories
- Lighting and ventilation systems
- Natural granite flooring
- Optional special packaging
- Special equipment to prevent vibration

ASL1023

Tavan | Ceiling



T-26

Kaplama | Walls



Doğal Taş



7265

Zemin | Ground



Doğal Granit



ÖZELLİKLER

- Aksesuar Ayna Paslanmaz
- Yan Duvarlar 1,2 mm galvanizli sac
- Tabanlar 2 mm siyah sac
- Lazer Tavan
- Dekoratif Ayna
- Kolay Takılabilir küpeşte
- Aydınlatma ve havalandırma bağlantıları
- Doğal granit, ithal pvc, ithal granit, tarot mineflo tabanlar
- Tercihe bağlı sandık ambalaj
- Titreşimi önleyen özel bükümler ve takozlar

PROPERTIES

- Accessories mirror stainless steel
- The side wall of cabinet 1.2mm stell sheet
- Floors 2mm stell sheet
- Laser ceiling
- Decorative mirror
- Flexible luxury accessories
- Lighting and ventilation systems
- Natural granite flooring
- Optional special packaging
- Special equipment to prevent vibration



Tavan | Ceiling



T-03

Kaplama | Walls



1024

Zemin | Ground



ST-001



ÖZELLİKLER


- Aksesuar Ayna Paslanmaz
- 0,8 mm 304 kalite paslanmaz
- Yan Duvarlar 1,2 mm galvanizli sac
- Tabanlar 2 mm siyah sac
- Lazer Tavan
- Tam Boy Ayna
- Kolay Takılabilir küpeşte
- Aydınlatma ve havalandırma bağlantıları
- Doğal granit, ithal pvc, ithal granit, tarot mineflo tabanlar
- Tercihe bağlı sandık ambalaj
- Titreşimi önleyen özel bükümler ve takozlar

PROPERTIES

- Accessories mirror stainless steel
- 0,8 mm 304 quality point stainless stell
- The side wall of cabinet 1.2mm stell sheet
- Floors 2mm stell sheet
- Laser ceiling
- Full-lentgh mirror
- Flexible luxury accessories
- Lighting and ventilation systems
- Natural granite flooring
- Optional special packaging
- Special equipment to prevent vibration

ASL1025

Tavan | Ceiling




T-39

Kaplama | Walls




1025

Zemin | Ground



Star Galaxy



ÖZELLİKLER


- Aksesuar Ayna Paslanmaz
- 0,8 mm 304 kalite paslanmaz
- Yan Duvarlar 1,2 mm galvanizli sac
- Tabanlar 2 mm siyah sac
- Lazer Tavan
- Tam Boy Ayna
- Kolay Takılabilir küpeşte
- Aydınlatma ve havalandırma bağlantıları
- Doğal granit, ithal pvc, ithal granit, tarot mineflo tabanlar
- Tercihe bağlı sandık ambalaj
- Titreşimi önleyen özel bükümler ve takozlar

PROPERTIES

- Accessories mirror stainless steel
- 0,8 mm 304 quality point stainless stell
- The side wall of cabinet 1.2mm stell sheet
- Floors 2mm stell sheet
- Laser ceiling
- Full-lentgh mirror
- Flexible luxury accessories
- Lighting and ventilation systems
- Natural granite flooring
- Optional special packaging
- Special equipment to prevent vibration



Tavan | Ceiling



T-42

Kaplama | Walls



Satine Paslanmaz

Zemin | Ground



İthal PVC VS2



ÖZELLİKLER


- Aksesuar Ayna Paslanmaz
- 0,8 mm 304 kalite paslanmaz
- Yan Duvarlar 1,2 mm galvanizli sac
- Tabanlar 2 mm siyah sac
- Lazer Tavan
- Tam Boy Ayna
- Kolay Takılabilir küpeşte
- Aydınlatma ve havalandırma bağlantıları
- Doğal granit, ithal pvc, ithal granit, tarot mineflo tabanlar
- Tercihe bağlı sandık ambalaj
- Titreşimi önleyen özel bükümler ve takozlar

PROPERTIES

- Accessories mirror stainless steel
- 0,8 mm 304 quality point stainless stell
- The side wall of cabinet 1.2mm stell sheet
- Floors 2mm stell sheet
- Laser ceiling
- Full-lentgh mirror
- Flexible luxury accessories
- Lighting and ventilation systems
- Natural granite flooring
- Optional special packaging
- Special equipment to prevent vibration


ASL1027

Tavan | Ceiling



T-26

Kaplama | Walls



Dekoratif Zebra

Zemin | Ground



Star Galaxy



ÖZELLİKLER

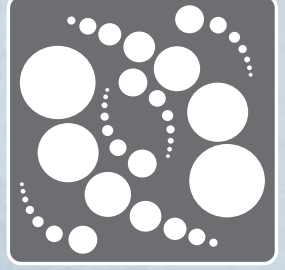
- Aksesuar Ayna Paslanmaz
- 0,8 mm 304 kalite paslanmaz
- Yan Duvarlar 1,2 mm galvanizli sac
- Tabanlar 2 mm siyah sac
- Lazer Tavan
- Yarım Boy Ayna
- Kolay Takılabilir küpeşte
- Aydınlatma ve havalandırma bağlantıları
- Doğal granit, ithal pvc, ithal granit, tarot mineflo tabanlar
- Tercihe bağlı sandık ambalaj
- Titreşimi önleyen özel bükümler ve takozlar

PROPERTIES

- Accessories mirror stainless steel
- 0,8 mm 304 quality point stainless stell
- The side wall of cabinet 1.2mm stell sheet
- Floors 2mm stell sheet
- Laser ceiling
- Half-lentgh mirror
- Flexible luxury accessories
- Lighting and ventilation systems
- Natural granite flooring
- Optional special packaging
- Special equipment to prevent vibration




Tavan | Ceiling




T-01

Kaplama | Walls



Satine Paslanmaz

Zemin | Ground



İthal PVC 2



ÖZELLİKLER

- Aksesuar Ayna Paslanmaz
- 0,8 mm 304 kalite paslanmaz
- Yan Duvarlar 1,2 mm galvanizli sac
- Tabanlar 2 mm siyah sac
- Lazer Tavan
- Yarım Boy Ayna
- Kolay Takılabilir küpeşte
- Aydınlatma ve havalandırma bağlantıları
- Doğal granit, ithal pvc, ithal granit, tarot mineflo tabanlar
- Tercihe bağlı sandık ambalaj
- Titreşimi önleyen özel bükümler ve takozlar

PROPERTIES

- Accessories mirror stainless steel
- 0,8 mm 304 quality point stainless stell
- The side wall of cabinet 1.2mm stell sheet
- Floors 2mm stell sheet
- Laser ceiling
- Half-lentgh mirror
- Flexible luxury accessories
- Lighting and ventilation systems
- Natural granite flooring
- Optional special packaging
- Special equipment to prevent vibration

ASL1029

Tavan | Ceiling



T-16

Kaplama | Walls



1029

Zemin | Ground



Doğal Granit
Aksaray Yaylak



ÖZELLİKLER

- Aksesuar Ayna Paslanmaz
- Yan Duvarlar 1,2 mm galvanizli sac
- Tabanlar 2 mm siyah sac
- Lazer Tavan
- Tam Boy Ayna
- Kolay Takılabilir küpeşte
- Aydınlatma ve havalandırma bağlantıları
- Doğal granit, ithal pvc, ithal granit, tarot mineflo tabanlar
- Tercihe bağlı sandık ambalaj
- Titreşimi önleyen özel bükümler ve takozlar

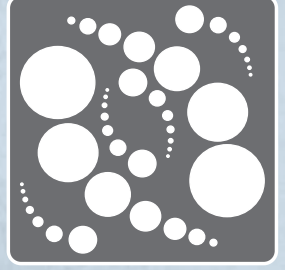
PROPERTIES

- Accessories mirror stainless steel
- The side wall of cabinet 1.2mm stell sheet
- Floors 2mm stell sheet
- Laser ceiling
- Full-lentgh mirror
- Flexible luxury accessories
- Lighting and ventilation systems
- Natural granite flooring
- Optional special packaging
- Special equipment to prevent vibration




ASL1030

Tavan | Ceiling




T-01

Kaplama | Walls



1030

Zemin | Ground



İthal PVC 2

ÖZELLİKLER


- Aksesuar Ayna Paslanmaz
- Yan Duvarlar 1,2 mm galvanizli sac
- Tabanlar 2 mm siyah sac
- Lazer Tavan
- Yarım Boy Ayna
- Kolay Takılabilir küpeşte
- Aydınlatma ve havalandırma bağlantıları
- Doğal granit, ithal pvc, ithal granit, tarot mineflo tabanlar
- Tercihe bağlı sandık ambalaj
- Titreşimi önleyen özel bükümler ve takozlar

PROPERTIES

- Accessories mirror stainless steel
- The side wall of cabinet 1.2mm stell sheet
- Floors 2mm stell sheet
- Laser ceiling
- Half-lentgh mirror
- Flexible luxury accessories
- Lighting and ventilation systems
- Natural granite flooring
- Optional special packaging
- Special equipment to prevent vibration

ASL1031

Tavan | Ceiling



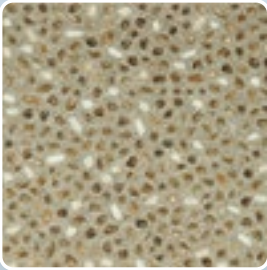
T-39

Kaplama | Walls



ASLCMK-12

Zemin | Ground



İthal PVC ES-5



ÖZELLİKLER

- Aksesuar Ayna Paslanmaz
- Yan Duvarlar 1,2 mm galvanizli sac
- Tabanlar 2 mm siyah sac
- Lazer Tavan
- Tam Boy Ayna
- Kolay Takılabilir küpeşte
- Aydınlatma ve havalandırma bağlantıları
- Doğal granit, ithal pvc, ithal granit, tarot mineflo tabanlar
- Tercihe bağlı sandık ambalaj
- Titreşimi önleyen özel bükümler ve takozlar


PROPERTIES

- Accessories mirror stainless steel
- The side wall of cabinet 1.2mm stell sheet
- Floors 2mm stell sheet
- Laser ceiling
- Full-lentgh mirror
- Flexible luxury accessories
- Lighting and ventilation systems
- Natural granite flooring
- Optional special packaging
- Special equipment to prevent vibration




ASL1032

Tavan | Ceiling




T-42

Kaplama | Walls



ASLCMK-11

Zemin | Ground



İthal PVC 2

ÖZELLİKLER

- Aksesuar Ayna Paslanmaz
- Yan Duvarlar 1,2 mm galvanizli sac
- Tabanlar 2 mm siyah sac
- Lazer Tavan
- Tam Boy Ayna
- Kolay Takılabilir küpeşte
- Aydınlatma ve havalandırma bağlantıları
- Doğal granit, ithal pvc, ithal granit, tarot mineflo tabanlar
- Tercihe bağlı sandık ambalaj
- Titreşimi önleyen özel bükümler ve takozlar

PROPERTIES

- Accessories mirror stainless steel
- The side wall of cabinet 1.2mm stell sheet
- Floors 2mm stell sheet
- Laser ceiling
- Full-lentgh mirror
- Flexible luxury accessories
- Lighting and ventilation systems
- Natural granite flooring
- Optional special packaging
- Special equipment to prevent vibration

ASL1033

Tavan | Ceiling



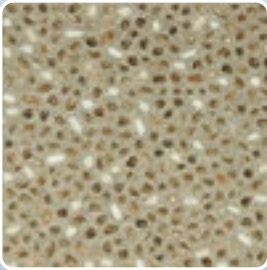
T-34

Kaplama | Walls



ASLCMK-18

Zemin | Ground



İthal PVC ES-5



ÖZELLİKLER


- Aksesuar Ayna Paslanmaz
- Yan Duvarlar 1,2 mm galvanizli sac
- Tabanlar 2 mm siyah sac
- Lazer Tavan
- Tam Boy Ayna
- Kolay Takılabilir küpeşte
- Aydınlatma ve havalandırma bağlantıları
- Doğal granit, ithal pvc, ithal granit, tarot mineflo tabanlar
- Tercihe bağlı sandık ambalaj
- Titreşimi önleyen özel bükümler ve takozlar

PROPERTIES

- Accessories mirror stainless steel
- The side wall of cabinet 1.2mm stell sheet
- Floors 2mm stell sheet
- Laser ceiling
- Full-lentgh mirror
- Flexible luxury accessories
- Lighting and ventilation systems
- Natural granite flooring
- Optional special packaging
- Special equipment to prevent vibration



Tavan | Ceiling



T-36

Kaplama | Walls



ASLCMK-15

Zemin | Ground



Doğal Granit

ÖZELLİKLER


- Aksesuar Ayna Paslanmaz
- Yan Duvarlar 1,2 mm galvanizli sac
- Tabanlar 2 mm siyah sac
- Lazer Tavan
- Tam Boy Ayna
- Kolay Takılabilir küpeşte
- Aydınlatma ve havalandırma bağlantıları
- Doğal granit, ithal pvc, ithal granit, tarot mineflo tabanlar
- Tercihe bağlı sandık ambalaj
- Titreşimi önleyen özel bükümler ve takozlar

PROPERTIES

- Accessories mirror stainless steel
- The side wall of cabinet 1.2mm stell sheet
- Floors 2mm stell sheet
- Laser ceiling
- Full-lentgh mirror
- Flexible luxury accessories
- Lighting and ventilation systems
- Natural granite flooring
- Optional special packaging
- Special equipment to prevent vibration

ASL1035

Tavan | Ceiling




T-32

Kaplama | Walls



ASLCMK-21

Zemin | Ground



İthal PVC 2



ÖZELLİKLER


- Aksesuar Ayna Paslanmaz
- Yan Duvarlar 1,2 mm galvanizli sac
- Tabanlar 2 mm siyah sac
- Lazer Tavan
- Tam Boy Ayna
- Kolay Takılabilir küpeşte
- Aydınlatma ve havalandırma bağlantıları
- Doğal granit, ithal pvc, ithal granit, tarot mineflo tabanlar
- Tercihe bağlı sandık ambalaj
- Titreşimi önleyen özel bükümler ve takozlar

PROPERTIES

- Accessories mirror stainless steel
- The side wall of cabinet 1.2mm stell sheet
- Floors 2mm stell sheet
- Laser ceiling
- Full-lentgh mirror
- Flexible luxury accessories
- Lighting and ventilation systems
- Natural granite flooring
- Optional special packaging
- Special equipment to prevent vibration



Tavan | Ceiling




T-33

Kaplama | Walls



ASLCMK-19

Zemin | Ground



İthal PVC ES-5

ÖZELLİKLER

- Aksesuar Ayna Paslanmaz
- Yan Duvarlar 1,2 mm galvanizli sac
- Tabanlar 2 mm siyah sac
- Lazer Tavan
- Tam Boy Ayna
- Kolay Takılabilir küpeşte
- Aydınlatma ve havalandırma bağlantıları
- Doğal granit, ithal pvc, ithal granit, tarot mineflo tabanlar
- Tercihe bağlı sandık ambalaj
- Titreşimi önleyen özel bükümler ve takozlar

PROPERTIES

- Accessories mirror stainless steel
- The side wall of cabinet 1.2mm stell sheet
- Floors 2mm stell sheet
- Laser ceiling
- Full-lentgh mirror
- Flexible luxury accessories
- Lighting and ventilation systems
- Natural granite flooring
- Optional special packaging
- Special equipment to prevent vibration

ASL1037

Tavan | Ceiling



T-14

Kaplama | Walls



ASLCMK-25

Zemin | Ground



Star Galaxy



ÖZELLİKLER

- Aksesuar Ayna Paslanmaz
- Yan Duvarlar 1,2 mm galvanizli sac
- Tabanlar 2 mm siyah sac
- Lazer Tavan
- Tam Boy Ayna
- Kolay Takılabilir küpeşte
- Aydınlatma ve havalandırma bağlantıları
- Doğal granit, ithal pvc, ithal granit, tarot mineflo tabanlar
- Tercihe bağlı sandık ambalaj
- Titreşimi önleyen özel bükümler ve takozlar

PROPERTIES

- Accessories mirror stainless steel
- The side wall of cabinet 1.2mm stell sheet
- Floors 2mm stell sheet
- Laser ceiling
- Full-lentgh mirror
- Flexible luxury accessories
- Lighting and ventilation systems
- Natural granite flooring
- Optional special packaging
- Special equipment to prevent vibration



Tavan | Ceiling



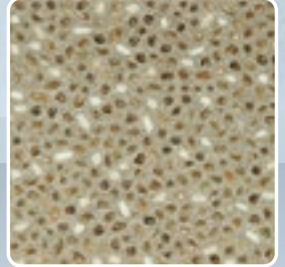
T-31

Kaplama | Walls



ASLCMK-22

Zemin | Ground



İthal PVC ES-5

ÖZELLİKLER

- Aksesuar Ayna Paslanmaz
- Yan Duvarlar 1,2 mm galvanizli sac
- Tabanlar 2 mm siyah sac
- Lazer Tavan
- Tam Boy Ayna
- Kolay Takılabilir küpeşte
- Aydınlatma ve havalandırma bağlantıları
- Doğal granit, ithal pvc, ithal granit, tarot mineflo tabanlar
- Tercihe bağlı sandık ambalaj
- Titreşimi önleyen özel bükümler ve takozlar

PROPERTIES

- Accessories mirror stainless steel
- The side wall of cabinet 1.2mm stell sheet
- Floors 2mm stell sheet
- Laser ceiling
- Full-lentgh mirror
- Flexible luxury accessories
- Lighting and ventilation systems
- Natural granite flooring
- Optional special packaging
- Special equipment to prevent vibration

ASL1039

Tavan | Ceiling



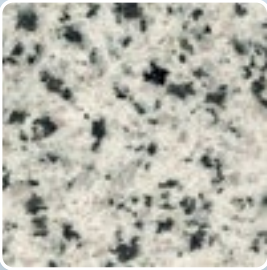
T-27

Kaplama | Walls



ASLCMK-27

Zemin | Ground



Doğal Granit
Dalmaçyalı



ÖZELLİKLER

- Aksesuar Ayna Paslanmaz
- Yan Duvarlar 1,2 mm galvanizli sac
- Tabanlar 2 mm siyah sac
- Lazer Tavan
- Tam Boy Ayna
- Kolay Takılabilir küpeşte
- Aydınlatma ve havalandırma bağlantıları
- Doğal granit, ithal pvc, ithal granit, tarot mineflo tabanlar
- Tercihe bağlı sandık ambalaj
- Titreşimi önleyen özel bükümler ve takozlar


PROPERTIES

- Accessories mirror stainless steel
- The side wall of cabinet 1.2mm stell sheet
- Floors 2mm stell sheet
- Laser ceiling
- Full-lentgh mirror
- Flexible luxury accessories
- Lighting and ventilation systems
- Natural granite flooring
- Optional special packaging
- Special equipment to prevent vibration



ASL1040

Tavan | Ceiling



T-28

Kaplama | Walls



ASLCMK-26

Zemin | Ground



İthal PVC VS2

ÖZELLİKLER


- Aksesuar Ayna Paslanmaz
- Yan Duvarlar 1,2 mm galvanizli sac
- Tabanlar 2 mm siyah sac
- Lazer Tavan
- Tam Boy Ayna
- Kolay Takılabilir küpeşte
- Aydınlatma ve havalandırma bağlantıları
- Doğal granit, ithal pvc, ithal granit, tarot mineflo tabanlar
- Tercihe bağlı sandık ambalaj
- Titreşimi önleyen özel bükümler ve takozlar

PROPERTIES

- Accessories mirror stainless steel
- The side wall of cabinet 1.2mm stell sheet
- Floors 2mm stell sheet
- Laser ceiling
- Full-lentgh mirror
- Flexible luxury accessories
- Lighting and ventilation systems
- Natural granite flooring
- Optional special packaging
- Special equipment to prevent vibration


ASL1041

Tavan | Ceiling



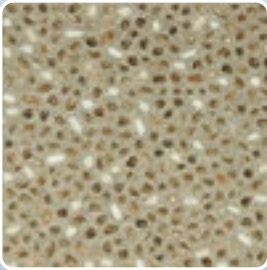
T-24

Kaplama | Walls



ASLCMK-32

Zemin | Ground



PVC ES-5



ÖZELLİKLER

- Aksesuar Ayna Paslanmaz
- Yan Duvarlar 1,2 mm galvanizli sac
- Tabanlar 2 mm siyah sac
- Lazer Tavan
- Tam Boy Ayna
- Kolay Takılabilir küpeşte
- Aydınlatma ve havalandırma bağlantıları
- Doğal granit, ithal pvc, ithal granit, tarot mineflo tabanlar
- Tercihe bağlı sandık ambalaj
- Titreşimi önleyen özel bükümler ve takozlar


PROPERTIES

- Accessories mirror stainless steel
- The side wall of cabinet 1.2mm stell sheet
- Floors 2mm stell sheet
- Laser ceiling
- Full-lentgh mirror
- Flexible luxury accessories
- Lighting and ventilation systems
- Natural granite flooring
- Optional special packaging
- Special equipment to prevent vibration




ASL1042

Tavan | Ceiling



T-23

Kaplama | Walls



ASLCMK-35

Zemin | Ground



Star Galaxy

ÖZELLİKLER

- Aksesuar Ayna Paslanmaz
- Yan Duvarlar 1,2 mm galvanizli sac
- Tabanlar 2 mm siyah sac
- Lazer Tavan
- Tam Boy Ayna
- Kolay Takılabilir küpeşte
- Aydınlatma ve havalandırma bağlantıları
- Doğal granit, ithal pvc, ithal granit, tarot mineflo tabanlar
- Tercihe bağlı sandık ambalaj
- Titreşimi önleyen özel bükümler ve takozlar

PROPERTIES

- Accessories mirror stainless steel
- The side wall of cabinet 1.2mm stell sheet
- Floors 2mm stell sheet
- Laser ceiling
- Full-lentgh mirror
- Flexible luxury accessories
- Lighting and ventilation systems
- Natural granite flooring
- Optional special packaging
- Special equipment to prevent vibration

ASL1043

Tavan | Ceiling



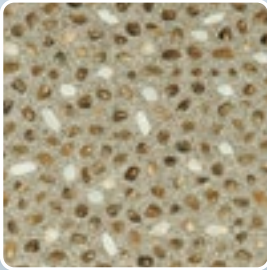
T-21

Kaplama | Walls



ASLCMK-42

Zemin | Ground



İthal PVC ES-5



ÖZELLİKLER


- Aksesuar Ayna Paslanmaz
- Yan Duvarlar 1,2 mm galvanizli sac
- Tabanlar 2 mm siyah sac
- Lazer Tavan
- Tam Boy Ayna
- Kolay Takılabilir küpeşte
- Aydınlatma ve havalandırma bağlantıları
- Doğal granit, ithal pvc, ithal granit, tarot mineflo tabanlar
- Tercihe bağlı sandık ambalaj
- Titreşimi önleyen özel bükümler ve takozlar

PROPERTIES

- Accessories mirror stainless steel
- The side wall of cabinet 1.2mm stell sheet
- Floors 2mm stell sheet
- Laser ceiling
- Full-lentgh mirror
- Flexible luxury accessories
- Lighting and ventilation systems
- Natural granite flooring
- Optional special packaging
- Special equipment to prevent vibration



Tavan | Ceiling




T-04

Kaplama | Walls



ASLCMK-45

Zemin | Ground



İthal PVC 2

ÖZELLİKLER

- Aksesuar Ayna Paslanmaz
- Yan Duvarlar 1,2 mm galvanizli sac
- Tabanlar 2 mm siyah sac
- Lazer Tavan
- Yarım Boy Ayna
- Kolay Takılabilir küpeşte
- Aydınlatma ve havalandırma bağlantıları
- Doğal granit, ithal pvc, ithal granit, tarot mineflo tabanlar
- Tercihe bağlı sandık ambalaj
- Titreşimi önleyen özel bükümler ve takozlar

PROPERTIES

- Accessories mirror stainless steel
- The side wall of cabinet 1.2mm stell sheet
- Floors 2mm stell sheet
- Laser ceiling
- Half-lentgh mirror
- Flexible luxury accessories
- Lighting and ventilation systems
- Natural granite flooring
- Optional special packaging
- Special equipment to prevent vibration

ASL1045

Tavan | Ceiling



T-46

Kaplama | Walls



ASLCMK-45

Zemin | Ground



CT-001



ÖZELLİKLER

- Aksesuar Ayna Paslanmaz
- Yan Duvarlar 1,2 mm galvanizli sac
- Tabanlar 2 mm siyah sac
- Lazer Tavan
- Tam Boy Ayna
- Kolay Takılabilir küpeşte
- Aydınlatma ve havalandırma bağlantıları
- Doğal granit, ithal pvc, ithal granit, tarot mineflo tabanlar
- Tercihe bağlı sandık ambalaj
- Titreşimi önleyen özel bükümler ve takozlar

PROPERTIES

- Accessories mirror stainless steel
- The side wall of cabinet 1.2mm stell sheet
- Floors 2mm stell sheet
- Laser ceiling
- Full-lentgh mirror
- Flexible luxury accessories
- Lighting and ventilation systems
- Natural granite flooring
- Optional special packaging
- Special equipment to prevent vibration

ASL1046



ASL1047



ASL1048




ASL1049



ASL1050



ASL1051



ASL1052



ASL1053





Özellikler

- 1,5 mm galvanizli saç
- İsteğe özel paslanmaz duvarlar
- Lazer tavan
- Özel bükümlü küpeşte
- Aydınlatma ve havalandırma bağlantıları
- Doğal granit taban
- Tercihe bağlı sandık ambalaj
- Titreşimi önleyen özel bükümler ve takozlar
- 5+5 mm lamine bombeli cam
- Opsiyonel kubbe seçenekleri


Features

- 1,5 galvanized iron sheets
- Optional special stainless walls
- Lazer cut ceiling
- Special curved hand rail
- Lightening and air channels
- Natural granite floor
- Custom boxing
- Antivibrational structure and buffers
- 5+5mm laminated glass
- Optional dome

















Sistem Genel Görünüşü



ASL C26-04

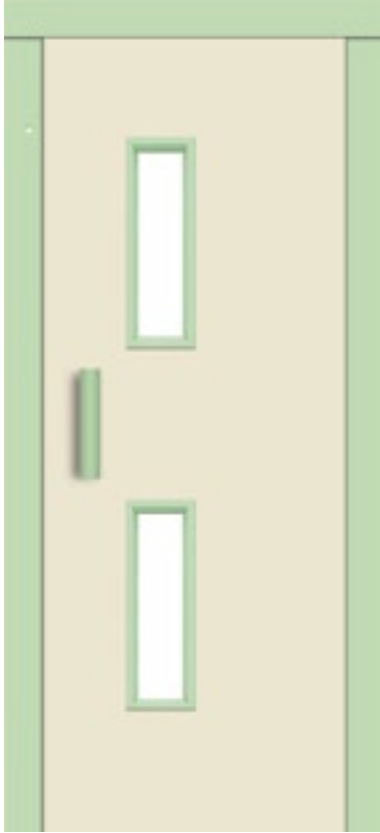


ASL C26-05



ASL C26-06






ASL C26-08



ASL C26-09



ASL C26-07







U21TM0003 U21TM0001 U21TM0005



U20BD0007



U20SM0010



U21YR0001 U21YR0003 U21YR0004



U20DB0005



U20SM0004



U20SM0002



U20SM0006



MIKA 311 İNKA 811 ART 512



QD 922 ART 522



ART 533



ART 553 İNKA 751 ARM 151 İNKODA 861 İNKA 761 ART 562






AKIŞ ZF



AKIŞ - VOLPI



EKER - STRONG



CLINDAS- TC SERİSİ



ALBERTO SASSI - LEO



SICOR MR SERİSİ



TOPGEAR MR



MONTANARI MR



ARK MR SERİSİ



MONŞARJ



AKIŞ AK



EKER - QS



CLINDAS- CC SERİSİ



AKAR SMT SERİSİ




ARK İRM SERİSİ



ALBERTO SASSI G Serisi



EMF




SICOR




WITTUR




LAFERT









T01




T02




T03



T04



T05




T06




T07



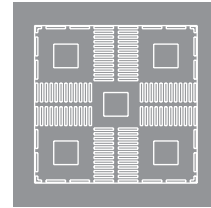
T08




T09



T10



T11



T12



T13




T14



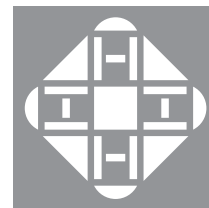
T15



T16




T17



T18



T19




T20



T21




T22




T23



T24




T25



T26




T27



T28




T29



T30




T31




T32




T33



T34



T35




T36



T37




T38




T39




T40



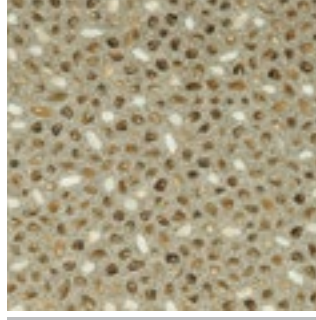
T41



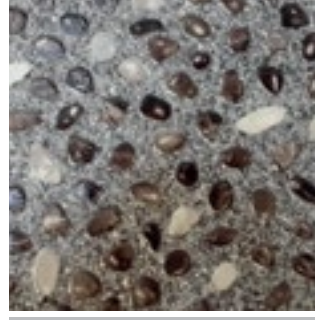
T42




İthal PVC 2



İthal PVC ES-5



İthal PVC 3717




İthal PVC VS2



İthal PVC ST-13



Doğal taş



Doğal Granit



Doğal Granit Dalmaçyalı




Doğal Granit
Rosa Porrino




Doğal Granit
Crema Pearle



Doğal Granit
Aksaray Yaylak



Doğal Granit
New Imperial Red



Star Galaxy



ST-001




ST-002



CT-001



4234




4510



lmk636




lmk638




4381



4397



4401



4483



4496



4515




7265



7308




7362



7367



8704



5400




5413



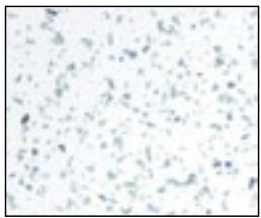
5434



5492



5632



3103



3190




3193



ZEYTİN




7471



3105




3116




GALAXY



CANKUT MEŞE




3199



P-001



P-002



P-003




P-004



P-005




P-006



P-007



P-008




P-009



P-010



P-011



P-012



P-013



P-014



P-015



P-016



P-017



P-018



P-019



P-020




P-021



P-022



P-023



P-024



ASLCMK-01



ASLCMK-02




ASLCMK-03



ASLCMK-04



ASLCMK-05



ASLCMK-06



ASLCMK-07



ASLCMK-08




ASLCMK-09



ASLCMK-10



ASLCMK-11



ASLCMK-12



ASLCMK-13



ASLCMK-14



ASLCMK-15



ASLCMK-16



ASLCMK-17



ASLCMK-18



ASLCMK-19



ASLCMK-20



ASLCMK-21



ASLCMK-22



ASLCMK-23




ASLCMK-24




ASLCMK-25



ASLCMK-26




ASLCMK-27



ASLCMK-28



ASLCMK-29




ASLCMK-30



ASLCMK-31




ASLCMK-32




ASLCMK-33



ASLCMK-34



ASLCMK-35



ASLCMK-36



ASLCMK-37



ASLCMK-38




ASLCMK-39



ASLCMK-40



ASLCMK-41



ASLCMK-42



ASLCMK-43



ASLCMK-44



ASLCMK-45



ASLCMK-46



ASLCMK-47



ASLCMK-48





İnsan Asansörleri (Sınıf I-II) Fonksiyonel Boyutlar / Passenger Elevators (Class I-II) Functional Dimensions

				KONUTLAR / HOUSES				İŞYERLERİ / OFFICES					
TAŞIMA KAPASİTESİ / CAPACITY			(Kg)	320	400	630	1000	630	800	1000	1250	1600	
ANMA YÜKÜ / NOMINAL LOAD			(Kişi)	4	5	8	13	8	10	13	16	21	
KABİN ALANI / CABIN SPACE			(min)	0,79	0,98	1,45	2,15	1,45	1,73	2,15	2,57	3,245	
			(max)	0,95	1,17	1,66	2,40	1,66	2,00	2,40	2,90	3,56	
KABİN EBATLARI CABIN DIMENSIONS	Genişlik / Width	b1	(mm)	900	1100	1100	1100	1100	1350	1600	1950	1950	
	Derinlik / Depth	d1	(mm)	1000	1000	1400	2100	1400	1400	1400	1400	1750	
	Yükseklik / Height		(mm)	2200	2200	2200	2200	2200	2200	2300	2300	2300	
DURAK KAPILARI LANDING DOORS	Genişlik	b2	(mm)	700	800	800	800	800	800	1100	1100	1100	
	Yükseklik	h3	(mm)	2000	2000	2000	2000	2000	2000	2100	2100	2100	
KUYU EBATLARI SHAFT DIMENSIONS	Genişlik 1)	b3	(mm)	1400	1600	1600	1600						
	Genişlik 2)	b3	(mm)		1800	1800	1800	1800	1900	2400	2600	2600	
	Derinlik	d2	(mm)	1600	1600	1900	2600	2100	2300	2300	2300	2600	
KUYU DİBİ DERİNLİĞİ PIT	0,63m/sn	d3	(mm)	1400	1400	1400	1400	1400	1400	1400	1600	1600	
	1,00m/sn	d3	(mm)	1400	1400	1400	1400	1400	1400	1400	1600	1600	
	1,60m/sn	d3	(mm)		1600	1600	1600	1600	1600	1600	1600	1600	
	2,50m/sn	d3	(mm)			2200	2200		2200	2200	2200	2200	
EN ÜST DURAK SEVİYESİ ÜSTÜNDEKİ YÜKSEKLİK OVERHEAD	0,63m/sn	h1	(mm)	3600	3600	3600	3600	3800	3800	4200	4400	4400	
	1,00m/sn	h1	(mm)	3700	3700	3700	3700	3800	3800	4200	4400	4400	
	1,60m/sn	h1	(mm)	3800	3800	3800	3800	4000	4000	4200	4400	4400	
	2,50m/sn	h1	(mm)			5000	5000		5000	5200	5400	5400	
M A K A N C H A D E A R O R E M S i	ALAN SPACE	0,63m/sn	A	(m ²)	6	7,5	10	12	15	15	20	22	25
		1,00m/sn	A	(m ²)	6	7,5	10	12	15	15	20	22	25
		1,60m/sn	A	(m ²)		10	12	14	15	15	20	22	25
		2,50m/sn	A	(m ²)			14	16		18	20	22	25
	GENİŞLİK WIDTH	0,63m/sn	h1	(mm)	1600	2200	2200	2400	2500	2500	3200	3200	3200
		1,00m/sn	h1	(mm)	1600	2200	2200	2400	2500	2500	3200	3200	3200
		1,60m/sn	h1	(mm)		2200	2200	2400	2500	2500	3200	3200	3200
		2,50m/sn	h1	(mm)			2800	2800		2800	3200	3200	3200
	DERİNLİK DEPTH	0,63m/sn	d4	(mm)	3000	3200	3700	4200	3700	3700	4900	4900	5500
		1,00m/sn	d4	(mm)	3000	3200	3700	4200	3700	3700	4900	4900	5500
		1,60m/sn	d4	(mm)		3200	3700	4200	3700	3700	4900	4900	5500
		2,50m/sn	d4	(mm)			3700	4200		3700	4900	4900	5500
	YÜKSEKLİK HEIGHT	0,63m/sn	h2	(mm)	2000	2000	2000	2000	2200	2200	2400	2400	2800
		1,00m/sn	h2	(mm)	2000	2000	2000	2000	2200	2200	2400	2400	2800
		1,60m/sn	h2	(mm)		2200	2200	2200	2200	2200	2400	2400	2800
		2,50m/sn	h2	(mm)			2600	2600		2800	2800	2800	2800

* Sağa veya sola toplanan teleskopik kapılı asansörler için.

** Merkezden açılan kapılı asansörler için

320 ve 400 Kg. taşıma kapasiteli asansörler engelli kişilerin tekerlekli sandalyede asansörü kullanmaları için uygun değildir.

Hasta Asansörleri (sınıf III) Fonksiyonel Boyutlar / Hospital Elevators

TAŞIMA KAPASİTESİ / CAPACITY			(Kg)	1600	2000	2500
KABİN ALANI / CABIN SPACE			(min)	3,245	3,82	4,625
			(max)	3,56	4,2	5
KABİN EBATLARI CABIN DIMENSIONS	Genişlik / Width	b1	(mm)	1400	1500	1800
	Derinlik / Depth	d1	(mm)	2400	2700	2700
	Yükseklik / Height		(mm)	2300	2300	2300
DURAK KAPILARI LANDING DOORS	Genişlik / Width	b2	(mm)	1300	1300	1300
	Yükseklik / Height	h3	(mm)	2100	2100	2100
KUYU EBATLARI SHAFT DIMENSIONS	Genişlik / Width	b3	(mm)	2400	2400	2700
	Yükseklik / Height	d2	(mm)	3000	3200	3300
KUYU DİBİ DERİNLİĞİ PIT	Vn=0,63m/sn	d3	(mm)	1600	1600	1800
	Vn=1,00m/sn	d3	(mm)	1700	1700	1900
	Vn=1,60m/sn	d3	(mm)	1900	1900	2100
	Vn=2,50m/sn	d3	(mm)	2500	2500	2500
EN ÜST DURAK SEVİYESİ ÜSTÜNDEKİ YÜKSEKLİK OVERHEAD	Vn=0,63m/sn	h1	(mm)	4400	4400	4400
	Vn=1,00m/sn	h1	(mm)	4400	4400	4600
	Vn=1,60m/sn	h1	(mm)	4400	4400	4600
	Vn=2,50m/sn	h1	(mm)	5400	5400	5600
MAKİNA DAİRESİ	ALAN / Space	A	(m ²)	25	27	29
	GENİŞLİK / Width	b4	(mm)	3200	3200	3500
	DERİNLİK / Depth	d4	(mm)	5500	5800	5800
	YÜKSEKLİK / Height	h2	(mm)	2800	2800	2800

Yük Asansörleri (sınıf IV) Fonksiyonel Boyutlar / Freight Elevators

TAŞIMA KAPASİTESİ / CAPACITY			(Kg)	630	1000	1600	2000
KABİN EBATLARI CABIN DIMENSIONS	Genişlik / Width	b1	(mm)	1100	1300	1500	1500
	Derinlik / Depth	d1	(mm)	1400	1750	2250	2700
	Yükseklik / Height		(mm)	2200	2300	2200	2200
DURAK KAPILARI LANDING DOORS	Genişlik / Width	b2	(mm)	1100	1300	1500	1500
	Yükseklik / Height	h3	(mm)	2100	2100	2100	2100
KUYU EBATLARI SHAFT DIMENSIONS	Genişlik / Width	b3	(mm)	2100	2400	2700	2700
	Yükseklik / Height	d2	(mm)	1900	2300	2800	3200
KUYU DİBİ DERİNLİĞİ / PIT	V<1,00m/sn	d3	(mm)	1500	1500	1700	1700
EN ÜST DURAK SEVİYESİ ÜSTÜNDEKİ YÜKSEKLİK OVERHEAD	V<1,00m/sn	h1	(mm)	4100	4100	4300	4300
MAKİNA DAİRESİ	ALAN / Space	A	(mm)	12	14	18	20
	GENİŞLİK / Width	b4	(mm)	2800	3100	3400	3400
	DERİNLİK / Depth	d4	(mm)	3500	3800	4500	4900
	YÜKSEKLİK / Height	h2	(mm)	2200	2200	2400	2400

Servis Asansörleri (sınıf V) Fonksiyonel Boyutlar / Service Elevators

TAŞIMA KAPASİTESİ / CAPACITY			(Kg)	40	100	250
KABİN EBATLARI CABIN DIMENSIONS	Genişlik / Width	b1	(mm)	600	800	1000
	Derinlik / Depth	d1	(mm)	600	850	1000
	Yükseklik / Height		(mm)	800	800	1200
KUYU EBATLARI SHAFT DIMENSIONS	Genişlik / Width	b3	(mm)	900	1100	1500
	Yükseklik / Height	d2	(mm)	800	1000	1200



www.nobledoor.com



Aydınlr Mh. 3041 Nolu Cd. No:9/1
Şehitkamil / Gaziantep / Türkiye
T: +90 342 235 1158
F:+90 342 235 1159
www.asillerasansor.com
info@asillerasansor.com

